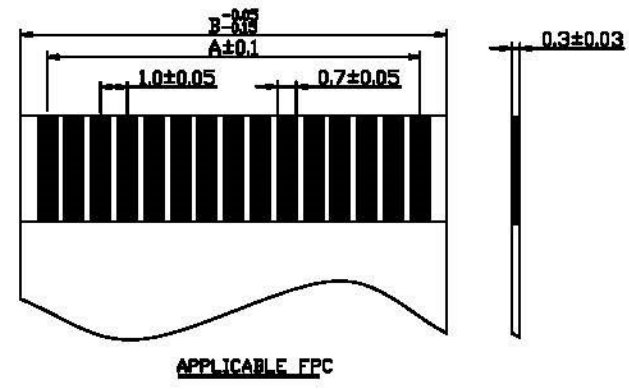
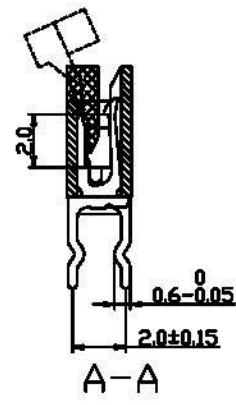
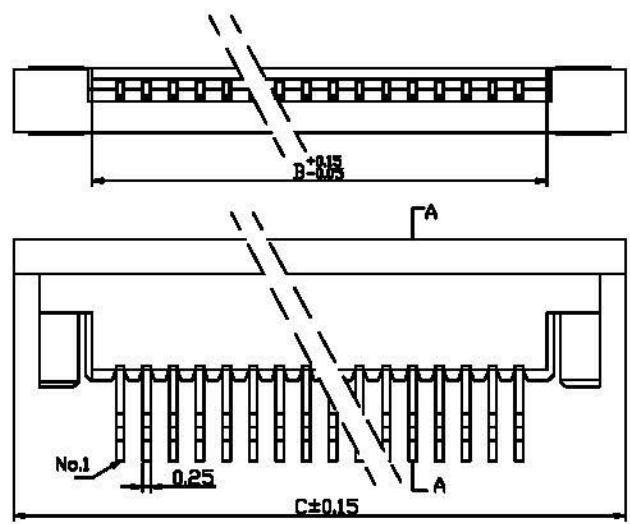
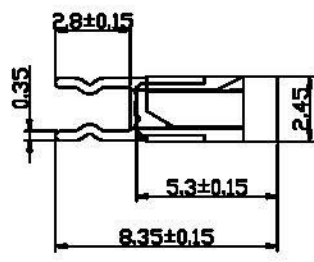
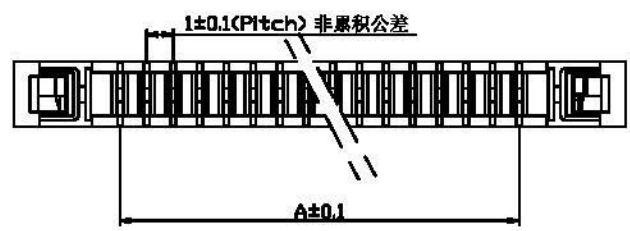


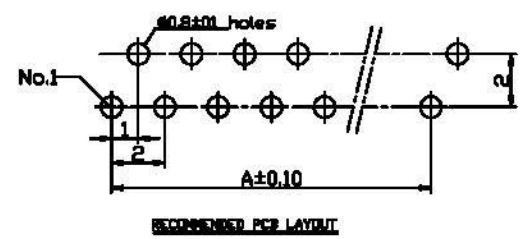
REV.	DATE	ECN NO.	MODIFICATION	APPROVER
A	2008/09/20	/	NEW	Vicky



PIN NO.	A	B	C
4	3	5.1	11
5	4	6.1	12
6	5	7.1	13
7	6	8.1	14
8	7	9.1	15
9	8	10.1	16
10	9	11.1	17
11	10	12.1	18
12	11	13.1	19
13	12	14.1	20
14	13	15.1	21
15	14	16.1	22
16	15	17.1	23
17	16	18.1	24
18	17	19.1	25
19	18	20.1	26
20	19	21.1	27
21	20	22.1	28
22	21	23.1	29
23	22	24.1	30
24	23	25.1	31
25	24	26.1	32
26	25	27.1	33
27	26	28.1	34
28	27	29.1	35
29	28	30.1	36
30	29	31.1	37
31	30	32.1	38
32	31	33.1	39
33	32	34.1	40
34	33	35.1	41
35	34	36.1	42
36	35	37.1	43
37	36	38.1	44
38	37	39.1	45
39	38	40.1	46
40	39	41.1	47



NOTE:
 1. The surface of the plastic should be smooth, without flash, obvious shrinkage, defect or crack, etc.
 Temperature range: -25°C-85°C
 Rating voltage: 50V AC DC
 Contact resistance: ≤0.03Ω
 Insulation resistance: ≥500MΩ
 Withstanding voltage: 500V AC/minute



3	Actuator	PPS(UL94V-0)	1	BLACK/Brown
2	Contact	Phosphor Bronze	n×1	Tin 80U"min over Nickel 30U"min plated
1	Housing	PA46(UL94V-0)	1	Natural
NO.	NAME	MATERIAL	QTY	REMARK

GENERAL TOLERANCE		UNITS	NAME:	All connectors	
SELECT	✓	mm	FPC	PART NO: FPC100**--41***	
ON TOL	1 2 3	MAT'L	APPD:	Vicky	TITLE: FPC1.0 XP DIP 180° 单接正脚位带锁
<10	±0.20 ±0.08 ±0.10	FINISH	CHKD:	Emilia	DWG NO. ATOM-A01488
10-30	±0.25 ±0.13 ±0.20	Q'TY	DR:	Linda	SCALE SHEET REV
>30	±0.30 ±0.25 ±0.30				1:1 1/1 A
	±0.30 ±1.00				
ANGLE	±5°				