

$$A = 0.30 * (\text{No. of Contacts} - 1)$$

$$A1 = A - 0.6$$

$$B = A + 2.6$$

$$C = A + 0.63$$

\* AVAILABLE IN 11 THROUGH 61 CIRCUITS

Material

\*Body: High Temperature plastic UL 94V-0  
Color Nature

\*Slider: Glass filled Polyamide UL 94V-0  
Color Black

\*Contact: Copper alloy

\*Fixed Tab: Copper alloy

Ordering Code

CSF - 3081 - X X X X  
① ② ③ ④

① Series No.

② No. of Circuits

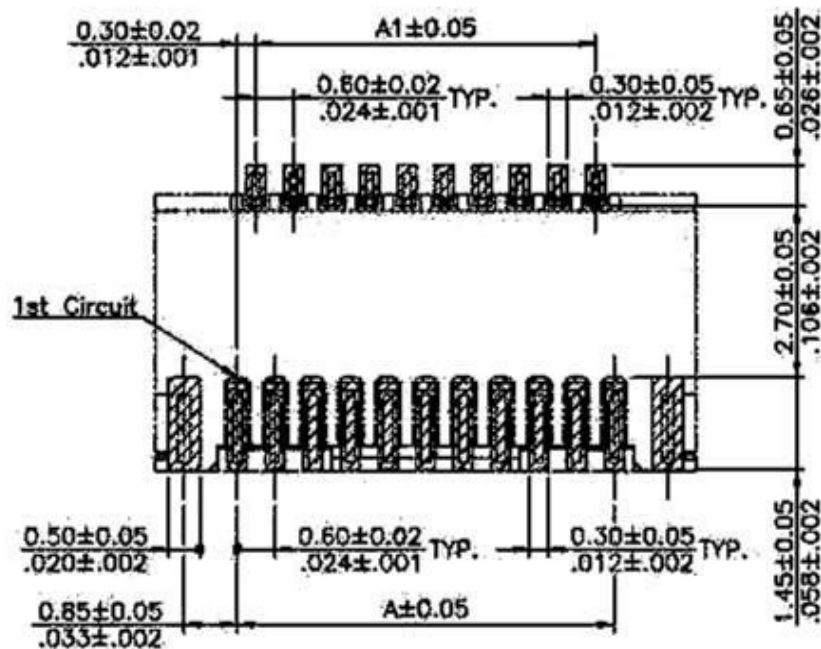
③ Plating code:

1 =  $3.05\mu\text{m}$  ( $120\mu$ ) Min. Tin  
over  $0.76\mu\text{m}$  ( $30\mu$ ) Nickel

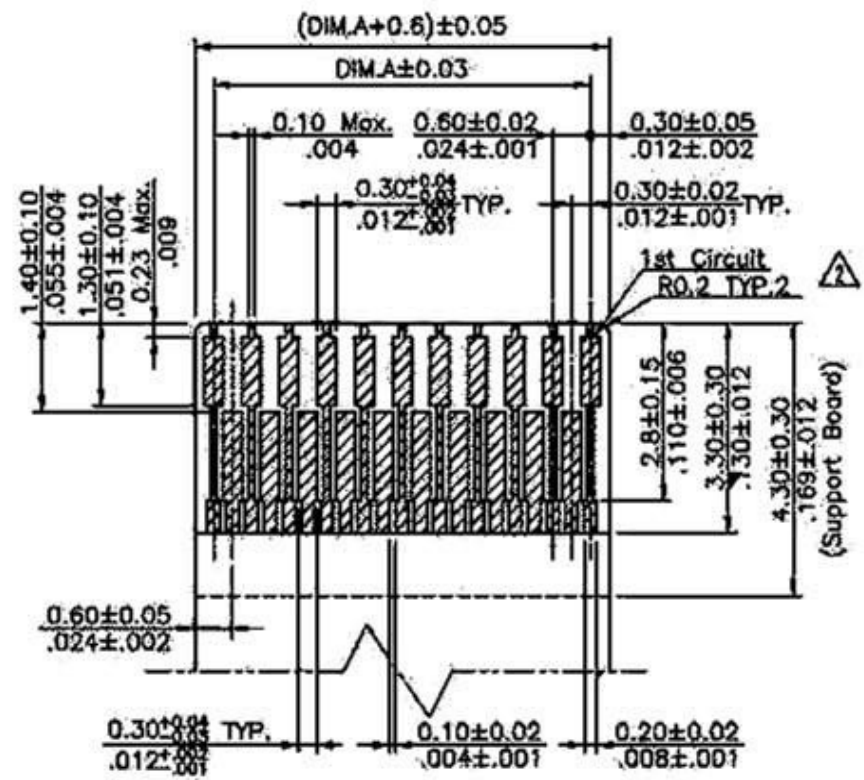
2 = Gold flash plated over  
 $0.76\mu\text{m}$  ( $30\mu$ ) Nickel

④ Other option: R = Tape & Reel  
T = Tube Packing

UNLESS OTHERWISE SPECIFIED TOLERANCE		All Connectors	
X ± 0.15/0.06	X' ± 1"	14500000000	14500000000
XX ± 0.10/0.04	X" ±	TEL: 001-201-2000000	TEL: 001-201-2000000
XXX ± 0.05/0.02	XX' ±	WWW: WWW.ALLCONNECTORS.COM	WWW: WWW.ALLCONNECTORS.COM
SCALE:	UNIT: mm/inch	DRAWN NAME:	
DRAWN: JASON		CSF-3081-XXXX P.1	
CHECKED: JASON	95/05/30	TITLE:	
APPROVED: KEVIN	95/05/30	0.3mm ZIF FPC	
	SIZE	ONE-TOUCH CONNECTOR (H=1.25mm)	
	REV. 0		

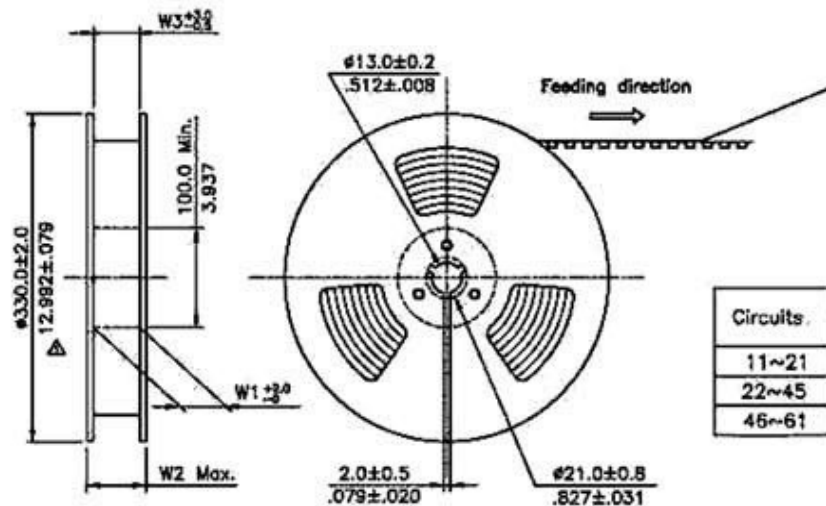


**Recommended P.C. Board Layout**



**Recommended FPC Dimension  
Thickness: 0.2±0.03mm**

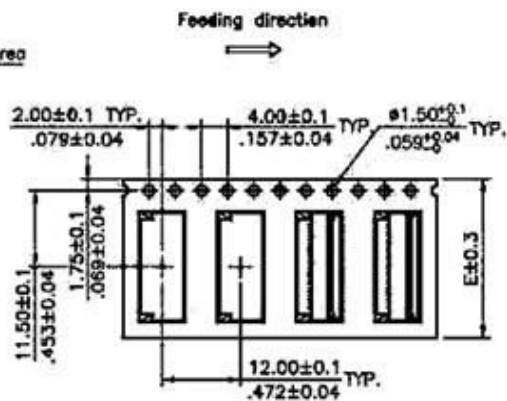
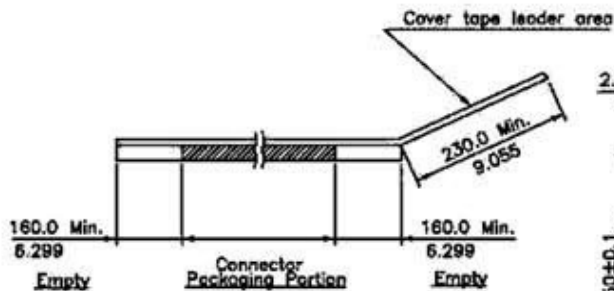
UNLESS OTHERWISE SPECIFIED TOLERANCE				
X ± 0.15/0.06	X' ± 1'			ALL DIMENSIONS UNLESS OTHERWISE SPECIFIED
XX ± 0.10/0.04	X'' ± .1			ALL DIMENSIONS UNLESS OTHERWISE SPECIFIED
XXX ± 0.05/0.02	XX' ± .1			ALL DIMENSIONS UNLESS OTHERWISE SPECIFIED
SCALE:	UNIT: mm/inch	DRAWN NAME:		
DRAWN: JASON		CSF-3081-XXXX P.1		
CHECKED: JASON	95/05/30	TITLE:		
APPROVED: KEVIN	95/05/30	0.3mm ZIF FPC ONE-TOUCH CONNECTOR(H=1.25mm)		
		SIZE	REV. 0	



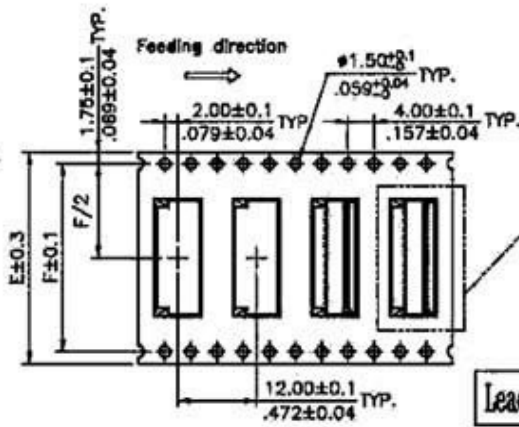
NOTE :

1. 10 sprocket hole pitch cumulative tolerance  $\pm 0.20$ .
2. Carrier camber is within 1 mm in 250mm.
3. Material : Clear,Transparent Polystyrene Alloy (UP-5200).
4. All dimensions meet EIA-481-C requirements.
5. Thickness :  $0.40 \pm 0.05$ mm.
6. Packing length per 22" reel : 92.5 Meters.
7. Component load per 13" reel : 2500 pcs.


Circuits	Dimension					Packing (Reel/Caton)
	E	F	W1	W2	W3	
11~21	16.0(.630)	—	16.5(.650)	22.5(.886)	16.5(.650)	11
22~45	24.0(.945)	—	24.5(.965)	30.5(1.201)	24.5(.965)	9
46~61	32.0(1.260)	28.40(1.118)	32.5(1.280)	38.5(1.516)	32.5(1.280)	7



WIDTH : 16.24 mm Carrier



WIDTH : 32 mm Carrier



Lead Free Process

RoHS Compliant

UNLESS OTHERWISE SPECIFIED TOLERANCE  
 X ± 0.15/006 X' ± 1"  
 XX ± 0.10/004 X" ±  
 XXX ± 0.05/002 XX' ±

**All Connectors**

SCALE: UNIT: mm/inch

DRAWN: JASON

CHECKED: JASON 95/05/30

APPROVED: KEVIN 95/05/30

DRAWN NAME: CSF-3081-XXXX P.1

TITLE: 0.3mm ZIF FPC ONE-TOUCH CONNECTOR(H=1.25mm)

SIZE REV. 0