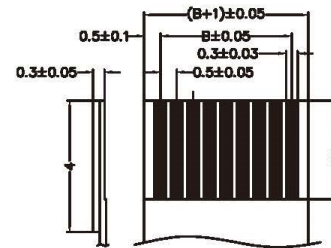
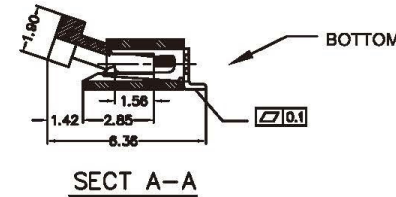
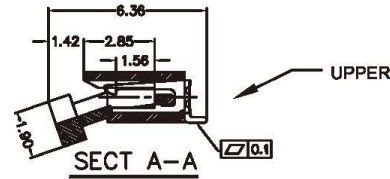


Recommended PCB Layout



Applicable FPC

MATERIAL

Insulator : PPS & NYLON 6T

Contact Pin : Phosphor bronze, Tin plated

SPECIFICATION

Current Rate : 0.4 AMP

Dielectric voltage : 200V AC for one minute

Insulation Resistance : 1000MΩMin.

Contact Resistance : 30mΩMax

Operation Temperature : -55°C to +125°C

POLES	DIM A	DIM B	DIM C	POLES	DIM A	DIM B	DIM C
				27	19.5	13.0	14.2
04	8.0	1.5	2.7	28	20.0	13.5	14.7
05	8.5	2.0	3.2	29	20.5	14.0	15.2
06	9.0	2.5	3.7	30	21.0	14.5	15.7
07	9.5	3.0	4.2	31	21.5	15.0	16.2
08	10.0	3.5	4.7	32	22.0	15.5	16.7
09	10.5	4.0	5.2	33	22.5	16.0	17.2
10	11.0	4.5	5.7	34	23.0	16.5	17.7
11	11.5	5.0	6.2	35	23.5	17.0	18.2
12	12.0	5.5	6.7	36	24.0	17.5	18.7
13	12.5	6.0	7.2	37	24.5	18.0	19.2
14	13.0	6.5	7.7	38	25.0	18.5	19.7
15	13.5	7.0	8.2	39	25.5	19.0	20.2
16	14.0	7.5	8.7	40	26.0	19.5	20.7
17	14.5	8.0	9.2	41	26.5	20.0	21.2
18	15.0	8.5	9.7	42	27.0	20.5	21.7
19	15.5	9.0	10.2	43	27.5	21.0	22.2
20	16.0	9.5	10.7	44	28.0	21.5	22.7
21	16.5	10.0	11.2	45	28.5	22.0	23.2
22	17.0	10.5	11.7	46	29.0	22.5	23.7
23	17.5	11.0	12.2	47	29.5	23.0	24.2
24	18.0	11.5	12.7	48	30.0	23.5	24.7
25	18.5	12.0	13.2	49	30.5	24.0	25.2
26	19.0	12.5	13.7	50	31.0	24.5	25.7

All Connectors

www.allconnectors.de
Tel.: 0049 711 7009503
70794 Filderstadt - Germany

info@allconnectors.de
Fax: 0049 711 7009504
Kettnerstr. 25


RoHS Compliant

DRAWING BY CY
CHECKED BY GENIUS
UNIT/mm SCALE 1:1
DATE
SIZE A4

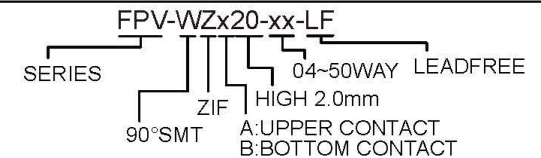
TOLERANCES ARE

X ±
.X ±
.XX ±
.XXX ±
ANG ±

PJECTION



ORDER INFORMATION



DESCRIPTION: FFC/FPC Connector ZIF SMT Right Angle Type (Pitch 0.5 mm)