

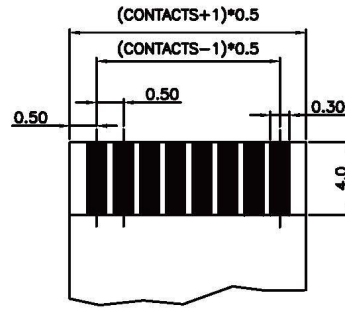
**NOTE**

- MATERIALS: HOUSING: NYLON 46 (DSM TS250F8) UL94V-0  
COVER: PA9T UL94V-0  
CONTACT: PHOSPHOR BRONZE  
LATCH: BRASS

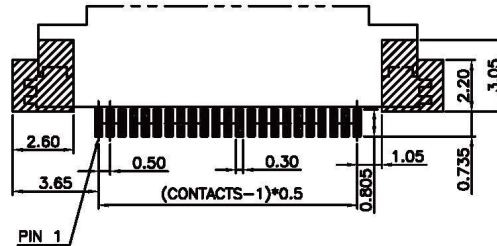
**2.DIMENSION:**

PIN	A	B	C	D
3	8.10	1.0	6.10	5.96
4	8.60	1.5	6.60	5.96
5	9.10	2.0	7.10	5.96
6	9.60	2.5	7.60	5.96
7	10.10	3.0	8.10	5.96
8	10.60	3.5	8.60	5.96
9	11.10	4.0	9.10	5.96
10	11.60	4.5	9.60	5.96
11	12.10	5.0	10.10	5.96
12	12.60	5.5	10.60	5.96
13	13.10	6.0	11.10	5.96
14	13.60	6.5	11.60	5.96
15	14.10	7.0	12.10	5.96
16	14.60	7.5	12.60	5.96
17	15.10	8.0	13.10	5.96
18	15.60	8.5	13.60	5.96
19	16.10	9.0	14.10	5.96
20	16.60	9.5	14.60	5.96
21	17.10	10.0	15.10	5.96
22	17.60	10.5	15.60	5.96
23	18.10	11.0	16.10	5.96
24	18.60	11.5	16.60	5.96
25	19.10	12.0	17.10	5.96
26	19.60	12.5	17.60	5.96
27	20.10	13.0	18.10	5.96
28	20.60	13.5	18.60	5.96
29	21.10	14.0	19.10	5.96
30	21.60	14.5	19.60	5.96
31	22.10	15.0	20.10	6.36

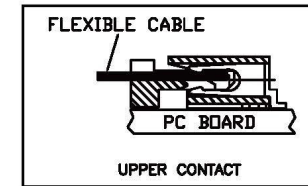
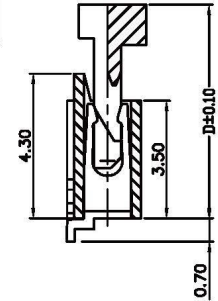
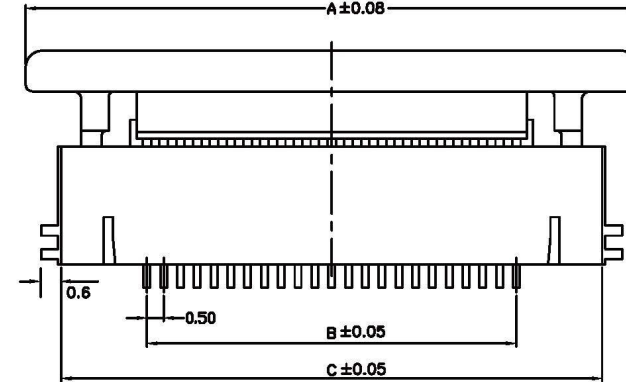
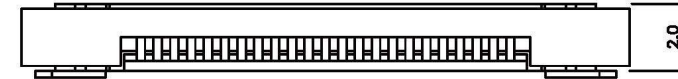
PIN	A	B	C	D
32	22.60	15.5	20.60	6.36
33	23.10	16.0	21.10	6.36
34	23.60	16.5	21.60	6.36
35	24.10	17.0	22.10	6.36
36	24.60	17.5	22.60	6.36
37	25.10	18.0	23.10	6.36
38	25.60	18.5	23.60	6.36
39	26.10	19.0	24.10	6.36
40	26.60	19.5	24.60	6.36
41	27.10	20.0	25.10	6.36
42	27.60	20.5	25.60	6.36
43	28.10	21.0	26.10	6.36
44	28.60	21.5	26.60	6.36
45	29.10	22.0	27.10	6.36
46	29.60	22.5	27.60	6.36
47	30.10	23.0	28.10	6.36
48	30.60	23.5	28.60	6.36
49	31.10	24.0	29.10	6.36
50	31.60	24.5	29.60	6.36
51	32.10	25.0	30.10	6.36
52	32.60	25.5	30.60	6.36
53	33.10	26.0	31.10	6.36
54	33.60	26.5	31.60	6.36
55	34.10	27.0	32.10	6.36
56	34.60	27.5	32.60	6.36
57	35.10	28.0	33.10	6.36
58	35.60	28.5	33.60	6.36
59	36.10	29.0	34.10	6.36
60	36.60	29.5	34.60	6.36



FFC/FPC DIMENSION  
THICKNESS 0.3<sup>+0.03</sup><sub>-0.00</sub>mm



PC BOARD LAYOUT



$B=0.5(\text{No. of Contact}-1)$   
 $C=B+5.1\text{mm}$

**RoHS Compliant**

**All Connectors**

www.allconnectors.de info@allconnectors.de  
Tel.: 0049 711 7009503 Fax: 0049 711 7009504  
70794 Filderstadt - Germany Kettemerstr. 25

**DRAWING BY** CY  
**CHECKED BY** GENIUS

UNIT/ mm SCALE 1:1

DATE

SIZE A4 PROJECTION

TOLERANCES ARE  
X ±  
.X ± 0.20  
.XX ± 0.10  
.XXX ±  
ANG ±



**ORDER INFORMATION**

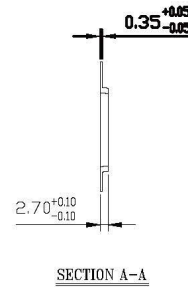
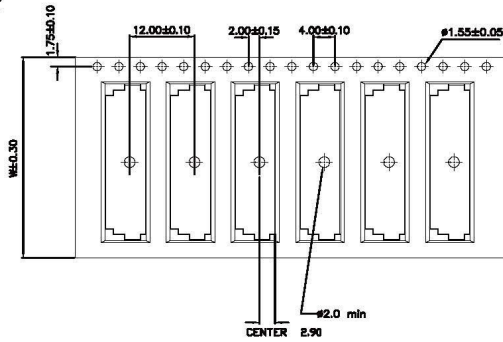
FPV-WZA21R-xx-LF

SERIES ZIF REEL 03~60WAY LEADFREE

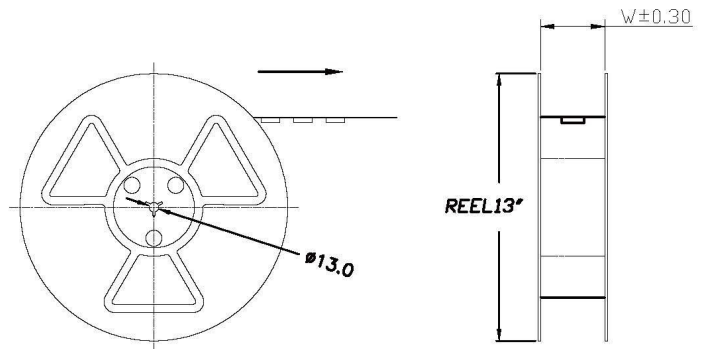
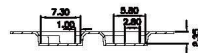
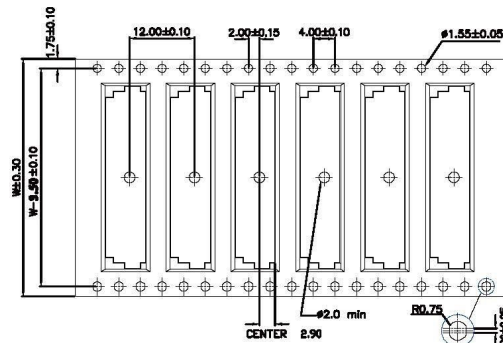
90°SMT HIGH 2.1mm UPPER CONTACT

**DESCRIPTION:**

W尺寸24mm以下

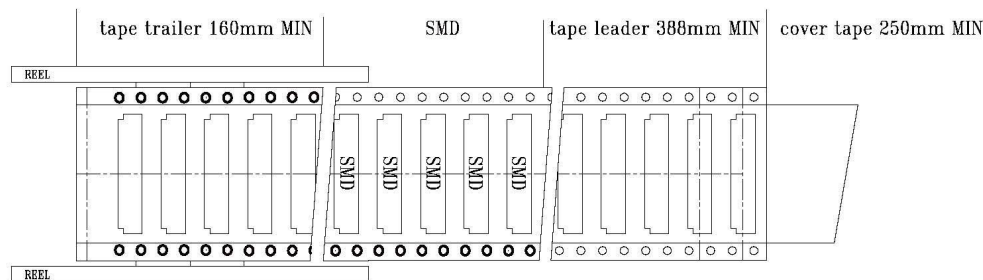


W尺寸32mm以上



1. 10 sprocket hole pitch cumulative tolerance  $\pm 0.20$
2. Carrier camber is within 1 mm in 100mm.
3. Material: Black Conductive Polystyrene Alloy (UP-5000).
4. All dimensions meet EIA-481-3 requirements.
5. Thickness:  $0.3 \pm 0.05$  mm.
6. Components load per 13" reel: 2000 pcs.

- |         |        |
|---------|--------|
| 4P~20P  | W=24mm |
| 21P~30P | W=32mm |
| 31P~50P | W=44mm |
| 51P~62P | W=56mm |



**All Connectors**

www.allconnectors.de  
Tel.: 0049 711 7009503  
70794 Filderstadt - Germany

info@allconnectors.de  
Fax: 0049 711 7005504  
Kettenerstr. 25

**RoHS Compliant**

DRAWING BY CY  
CHECKED BY GENIUS  
UNIT / mm SCALE 1 : 1  
DATE  
SIZE A4

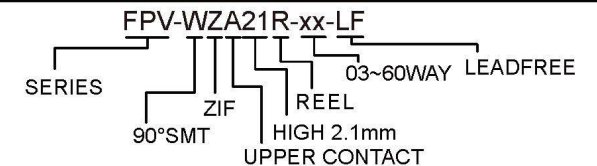
TOLERANCES ARE

X ±  
.X ±  
.XX ±  
.XXX ±  
ANG ±

PJECTION



ORDER INFORMATION



DESCRIPTION: