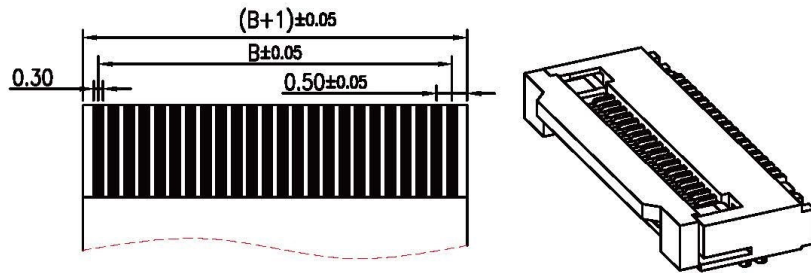
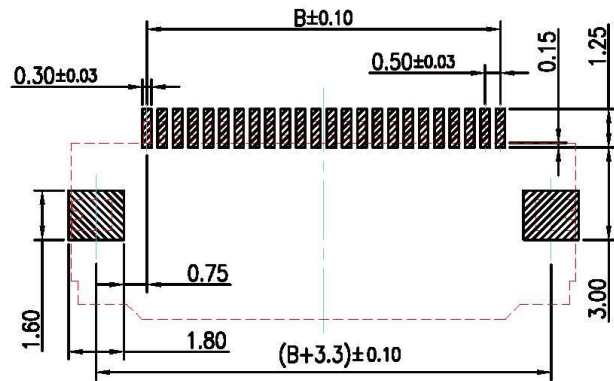


NOTES:

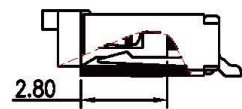
1. HUOSINGT: HIGH-TEMP THERMOPLASTIC UL94V-0 COLOR:WHITE
2. ACTUATOR: HIGH-TEMP THERMOPLASTIC UL94V-0 COLOR:BLACK
3. TERMINAL: PHOSPHOR BRONZE
PLATING: GOLD FLASH OR MATTE-TIN OR TIN (LEAD FREE)
4. FITTING NAIL: BRASS
PLATING: MATTE-TIN OR TIN (LEAD FREE)



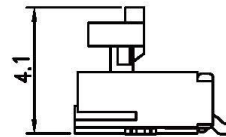
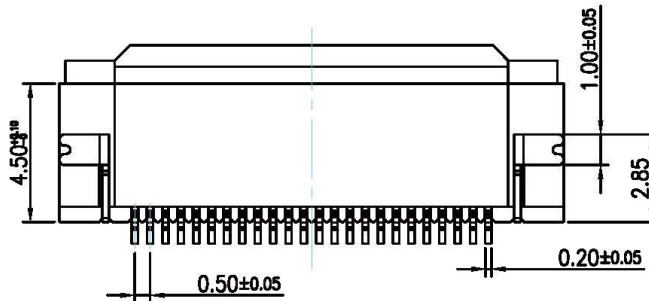
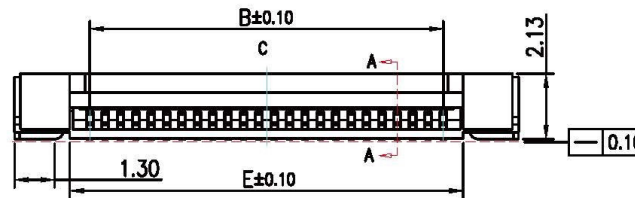
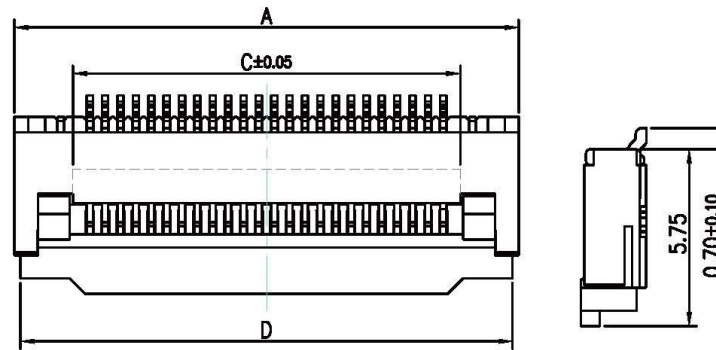
RECOMMENDED FFC SIZE
THICKNESS 0.3±0.03



RECOMMENDED PCB PATTERN DIM.
TOLERANCE : ±0.05



CABLE INSERT DIM.
SECTION: A-A



COVER OPEN STATE

★ Have Produce Pin Number

PIN	A	B	C	D	E
04	6.4	1.5	2.6	6.0	2.8
05	6.9	2.0	3.1	6.5	3.3
06	7.4	2.5	3.6	7.0	3.8
07	7.9	3.0	4.1	7.5	4.3
08	8.4	3.5	4.6	8.0	4.8
09	8.9	4.0	5.1	8.5	5.3
10	9.4	4.5	5.6	9.0	5.8
11	9.9	5.0	6.1	9.5	6.3
12	10.4	5.5	6.6	10.0	6.8
13	10.9	6.0	7.1	10.5	7.3
14	11.4	6.5	7.6	11.0	7.8
15	11.9	7.0	8.1	11.5	8.3
16	12.4	7.5	8.6	12.0	8.8
17	12.9	8.0	9.1	12.5	9.3
18	13.4	8.5	9.6	13.0	9.8
19	13.9	9.0	10.1	13.5	10.3
20	14.4	9.5	10.6	14.0	10.8
21	14.9	10.0	11.1	14.5	11.3
22	15.4	10.5	11.6	15.0	11.8
23	15.9	11.0	12.1	15.5	12.3
24	16.4	11.5	12.6	16.0	12.8
25	16.9	12.0	13.1	16.5	13.3
26	17.4	12.5	13.6	17.0	13.8
27	17.9	13.0	14.1	17.5	14.3
28	18.4	13.5	14.6	18.0	14.8
29	18.9	14.0	15.1	18.5	15.3
30	19.4	14.5	15.6	19.0	15.8
31	19.9	15.0	16.1	19.5	16.3
32	20.4	15.5	16.6	20.0	16.8
33	20.9	16.0	17.1	20.5	17.3
34	21.4	16.5	17.6	21.0	17.8
35	21.9	17.0	18.1	21.5	18.3
36	22.4	17.5	18.6	22.0	18.8
37	22.9	18.0	19.1	22.5	19.3
38	23.4	18.5	19.6	23.0	19.8
39	23.9	19.0	20.1	23.5	20.3
40	24.4	19.5	20.6	24.0	20.8
41	24.9	20.0	21.1	24.5	21.3
42	25.4	20.5	21.6	25.0	21.8
43	25.9	21.0	22.1	25.5	22.3
44	26.4	21.5	22.6	26.0	22.8
45	26.9	22.0	23.1	26.5	23.3
46	27.4	22.5	23.6	27.0	23.8
47	27.9	23.0	24.1	27.5	24.3
48	28.4	23.5	24.6	28.0	24.8
49	28.9	24.0	25.1	28.5	25.3
50	29.4	24.5	25.6	29.0	25.8
51	29.9	25.0	26.1	29.5	26.3
52	30.4	25.5	26.6	30.0	26.8
53	30.9	26.0	27.1	30.5	27.3
54	31.4	26.5	27.6	31.0	27.8
55	31.9	27.0	28.1	31.5	28.3
56	32.4	27.5	28.6	32.0	28.8
57	32.9	28.0	29.1	32.5	29.3
58	33.4	28.5	29.6	33.0	29.8
59	33.9	29.0	30.1	33.5	30.3
60	34.4	29.5	30.6	34.0	30.8
61	34.9	30.0	31.1	34.5	31.3
62	35.4	30.5	31.6	35.0	31.8
63	35.9	31.0	32.1	35.5	32.3
64	36.4	31.5	32.6	36.0	32.8
65	36.9	32.0	33.1	36.5	33.3

All Connectors

www.allconnectors.de info@allconnectors.de
Tel.: 0049 711 7009503 Fax: 0049 711 7009504
70794 Filderstadt - Germany Kettnerstr. 25


RoHS Compliant

DRAWING BY CY
CHECKED BY GENIUS
UNIT/ mm SCALE 1 : 1
DATE
SIZE A4

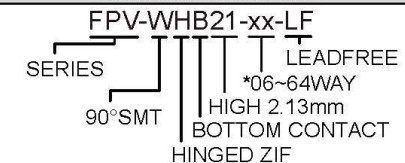
TOLERANCES ARE

X ±
X ±
.XX ±
.XXX ±
ANG ±

PJECTION



ORDER INFORMATION



DESCRIPTION: