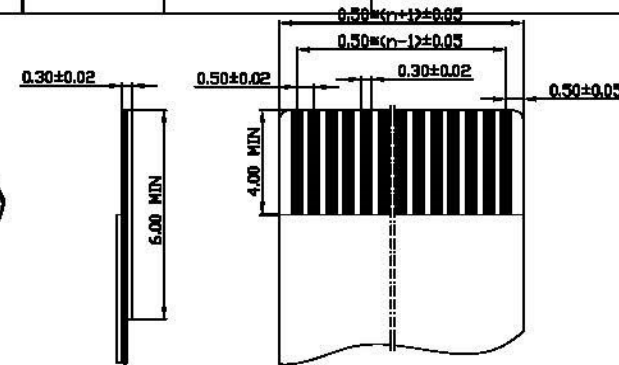
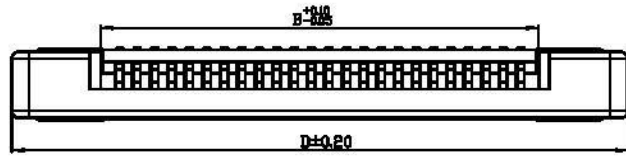


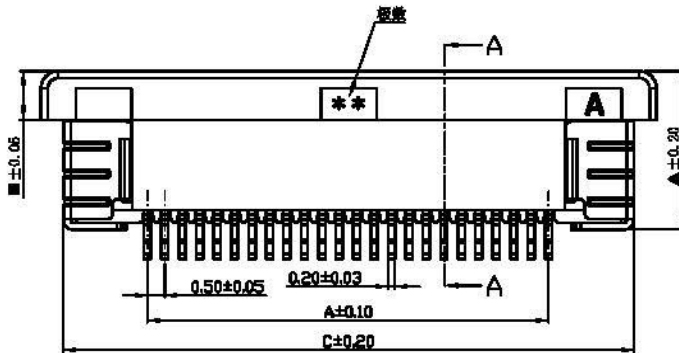
ACAD GENERATED DRAWING. DON'T CHANGE BY HAND

REV	DATE	ECN NO.	MODIFICATION	APPROVER
B	2010/12/15	RD00310121501	版本升级	HYQ
C	2012/04/13	RD00312021301	重新整理图面	Jason_Lee

PITCH 0.5mm FPC CONNECTOR SMT TYPE



孔位	A	B	C	D
4	1.50	2.60	6.30	7.65
5	2.00	3.10	6.80	8.15
6	2.50	3.60	7.30	8.65
7	3.00	4.10	7.80	9.15
8	3.50	4.60	8.30	9.65
9	4.00	5.10	8.80	10.15
10	4.50	5.60	9.30	10.65
11	5.00	6.10	9.80	11.15
12	5.50	6.60	10.30	11.65
13	6.00	7.10	10.80	12.15
14	6.50	7.60	11.30	12.65
15	7.00	8.10	11.80	13.15
16	7.50	8.60	12.30	13.65
17	8.00	9.10	12.80	14.15
18	8.50	9.60	13.30	14.65
19	9.00	10.10	13.80	15.15
20	9.50	10.60	14.30	15.65
21	10.00	11.10	14.80	16.15
22	10.50	11.60	15.30	16.65
23	11.00	12.10	15.80	17.15
24	11.50	12.60	16.30	17.65
25	12.00	13.10	16.80	18.15
26	12.50	13.60	17.30	18.65
27	13.00	14.10	17.80	19.15
28	13.50	14.60	18.30	19.65
29	14.00	15.10	18.80	20.15
30	14.50	15.60	19.30	20.65
31	15.00	16.10	19.80	21.15
32	15.50	16.60	20.30	21.65
33	16.00	17.10	20.80	22.15
34	16.50	17.60	21.30	22.65
35	17.00	18.10	21.80	23.15
36	17.50	18.60	22.30	23.65
37	18.00	19.10	22.80	24.15
38	18.50	19.60	23.30	24.65
39	19.00	20.10	23.80	25.15
40	19.50	20.60	24.30	25.65
41	20.00	21.10	24.80	26.15
42	20.50	21.60	25.30	26.65
43	21.00	22.10	25.80	27.15
44	21.50	22.60	26.30	27.65
45	22.00	23.10	26.80	28.15
46	22.50	23.60	27.30	28.65
47	23.00	24.10	27.80	29.15
48	23.50	24.60	28.30	29.65
49	24.00	25.10	28.80	30.15
50	24.50	25.60	29.30	30.65
51	25.00	26.10	29.80	31.15
52	25.50	26.60	30.30	31.65
53	26.00	27.10	30.80	32.15
54	26.50	27.60	31.30	32.65
55	27.00	28.10	31.80	33.15
56	27.50	28.60	32.30	33.65
57	28.00	29.10	32.80	34.15
58	28.50	29.60	33.30	34.65
59	29.00	30.10	33.80	35.15
60	29.50	30.60	34.30	35.65



SECTION A-A

适用扁平电缆

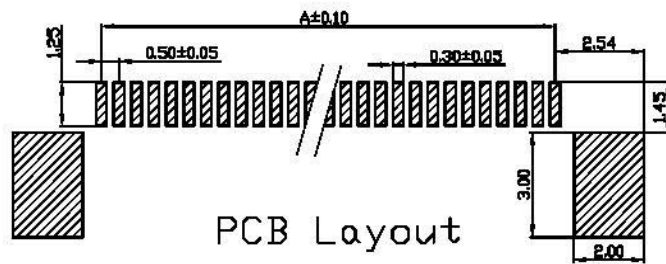
SPECIFICATION

- Material:
  - Housing: Thermoplastic, UL94V-0, color: Natural
  - Lock: Thermoplastic, UL94V-0, color: black
  - Contacts: Copper alloy
  - Tin/Gold plated over nickel plated (50 u" min)
  - Solder tab: Copper alloy
  - Tin/Gold plated over nickel plated (50 u" min)

NOTES:

- \* A Dimension:
  - 4Pin~20Pin: 4.55mm;
  - 30Pin~45Pin: 4.75mm;
  - 46Pin~80Pin: 5.15mm;
- \* B Dimension:
  - 4Pin~20Pin: 1.40mm;
  - 30Pin~45Pin: 1.80mm;
  - 46Pin~80Pin: 2.00mm;

- Electrical Characteristics:
  - Voltage rating: 50V(max)
  - Current rating: 0.5A(max)
  - Operating Temperature: -25°C~+85°C
  - Insulation resistance: 500M ohms min. at 500VDC
  - Dielectric withstanding voltage: 250 VAC/1minute.
  - Contact resistance: 20m ohms max.



PCB Layout

GENERAL TOLERANCE		UNITS	NAME:	Allconnectors	
SELECT	✓	mm	0.5mm FPC Connector	<small>www.allconnectors.com</small> <small>TEL: 8620 3773 2888</small> <small>FAX: 8620 3773 2889</small>	
DR	1 2 3	MAT'L	PART NO:	TITLE:	
X	1 2 3	FINISH	FPC050-04	0.5mm FPC 卧式下接 全包 (H=2.0mm)	
X	1 2 3	Q'TY	APPD: Jason_Lee	DWG NO. ATDM-A01467	
X	1 2 3		CHKD: Vicky	SCALE SHEET REV	
X	1 2 3		DR: Aimee	1:1 1/1 C	