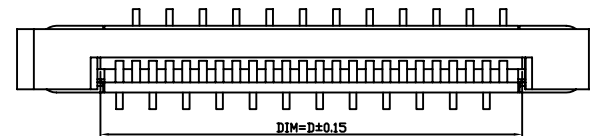
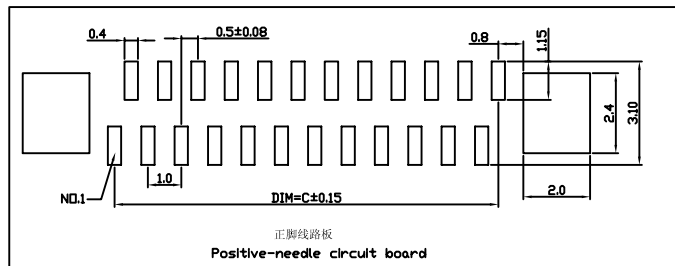
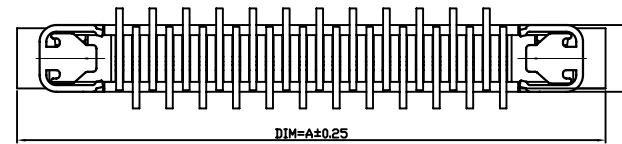
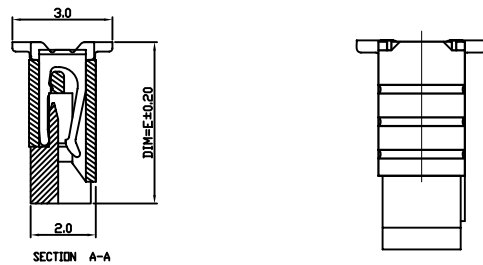


RECOMMENDED FFC/FPC DIM.

Electrical Characteristics:  
 Current rating: 0.4A AC/DC  
 Voltage rating: 50V AC/DC  
 Temperature range: -25°C~+85°C  
 Withstand Voltage: 200V AC/Minute  
 Contact Resistance: 20m Ω  
 Insulation resistance: 500m Ω  
 Relative Humidity: 93%+40°C  
 Material Description:  
 Terminal: Phosphor Bronze  
 Fitting Nail: Brass  
 Housing: LCP(UL94V-0)  
 Slider: LCP(UL94V-0)

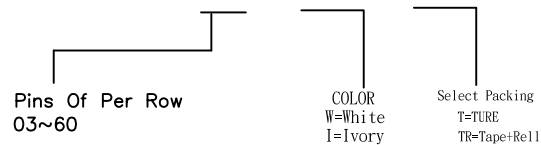
All materials must meet Greennon requirement for environment protection

PIN数	DIM-A	DIM-B	DIM-C	DIM-D	DIM-E
60P	35.6	34.5	29.50	30.60	
59P	35.1	34.0	29.00	30.10	
58P	34.6	33.5	28.50	29.60	
57P	34.1	33.0	28.00	29.10	
56P	33.6	32.5	27.50	28.60	
55P	33.1	32.0	27.00	28.10	
54P	32.6	31.5	26.50	27.60	
53P	32.1	31.0	26.00	27.10	
52P	31.6	30.5	25.50	26.60	
51P	31.1	30.0	25.00	26.10	
50P	30.6	29.5	24.50	25.60	
49P	30.1	29.0	24.00	25.10	
48P	29.6	28.5	23.50	24.60	
47P	29.1	28.0	23.00	24.10	
46P	28.6	27.5	22.50	23.60	
45P	28.1	27.0	22.00	23.10	
44P	27.6	26.5	21.50	22.60	
43P	27.1	26.0	21.00	22.10	
42P	26.6	25.5	20.50	21.60	
41P	26.1	25.0	20.00	21.10	
40P	25.6	24.5	19.50	20.60	
39P	25.1	24.0	19.00	20.10	
38P	24.6	23.5	18.50	19.60	
37P	24.1	23.0	18.00	19.10	
36P	23.6	22.5	17.50	18.60	
35P	23.1	22.0	17.00	18.10	
34P	22.6	21.5	16.50	17.60	
33P	22.1	21.0	16.00	17.10	
32P	21.6	20.5	15.50	16.60	
31P	21.1	20.0	15.00	16.10	
30P	20.6	19.5	14.50	15.60	
29P	20.1	19.0	14.00	15.10	
28P	19.6	18.5	13.50	14.60	
27P	19.1	18.0	13.00	14.10	
26P	18.6	17.5	12.50	13.60	
25P	18.1	17.0	12.00	13.10	
24P	17.6	16.5	11.50	12.60	
23P	17.1	16.0	11.00	12.10	
22P	16.6	15.5	10.50	11.60	
21P	16.1	15.0	10.00	11.10	
20P	15.6	14.5	9.50	10.60	
19P	15.1	14.0	9.00	10.10	
18P	14.6	13.5	8.50	9.60	
17P	14.1	13.0	8.00	9.10	
16P	13.6	12.5	7.50	8.60	
15P	13.1	12.0	7.00	8.10	
14P	12.6	11.5	6.50	7.60	
13P	12.1	11.0	6.00	7.10	
12P	11.6	10.5	5.50	6.60	
11P	11.1	10.0	5.00	6.10	
10P	10.6	9.5	4.50	5.60	
9P	10.1	9.0	4.00	5.10	
8P	9.6	8.5	3.50	4.60	
7P	9.1	8.0	3.00	4.10	
6P	8.6	7.5	2.50	3.60	
5P	8.1	7.0	2.00	3.10	
4P	7.6	6.5	1.50	2.60	



# Ordering Information

## FCZSVB1 - X 1 X X



GENERAL TOLERANCE	ANGLE TOLERANCE	DESIGN	DATE
X. ±	X°. ±5'	Andy2009.08.12	
.X ±0.38	.X' ±2'	CHECK	DATE
.XX ±0.25	.XX' ±1'		
.XXX ±0.13	.XXX' ±0.5'	APPRO.	DATE
UNIT:mm	SCALE: 1:1		
A4	SHEET: 1 of 1		

**All Connectors**  
 www.allconnectors.eu | info@allconnectors.eu  
 Tel. +49 (0)711 / 358 110 20 | Fax +49 (0)711 / 358 110 25

FILE NAME	0.5 FPC Vertical SMT Type	
PART NO	FCZSVB1-X1XX	
DRAWING NO.	FCZSVB1-01	REV.AO