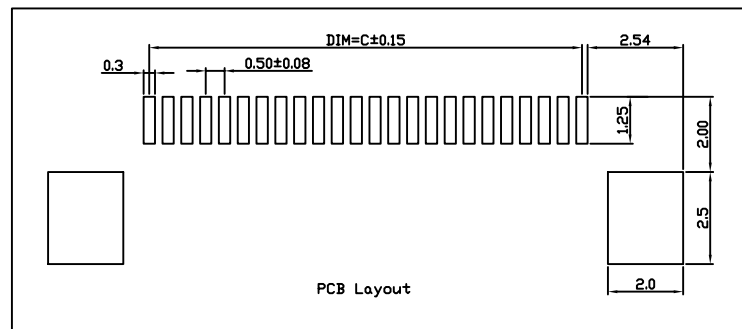
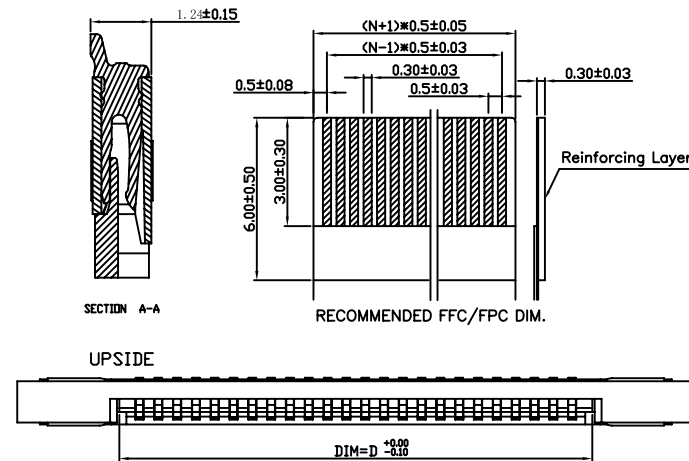


**Electrical Characteristics:**  
 Current rating: 0.4A AC/DC  
 Voltage rating: 50V AC/DC  
 Temperature range: -25°C~+85°C  
 Withstand Voltage: 200V AC/Minute  
 Contact Resistance: 20m Ω  
 Insulation resistance: 500m Ω  
 Relative Humidity: 93%+40°C

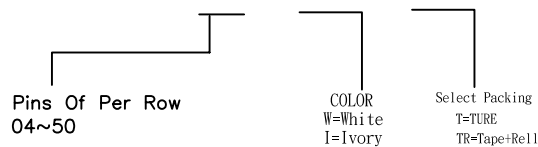
**Material Description:**  
 Terminal: Phosphor Bronze  
 Fitting Nail: Brass  
 Housing: LCP(UL94V-0)  
 Slider: LCP(UL94V-0)  
 All materials must meet Greenconn requirement for environment protection

PIN数	DIM=A	DIM=B	DIM=C	DIM=D
50P	31.0	29.8	24.50	25.6
49P	30.5	29.3	24.00	25.1
48P	30.0	28.8	23.50	24.6
47P	29.5	28.3	23.00	24.1
46P	29.0	27.8	22.50	23.6
45P	28.5	27.3	22.00	23.1
44P	28.0	26.8	21.50	22.6
43P	27.5	26.3	21.00	22.1
42P	27.0	25.8	20.50	21.6
41P	26.5	25.3	20.00	21.1
40P	26.0	24.8	19.50	20.6
39P	25.5	24.3	19.00	20.1
38P	25.0	23.8	18.50	19.6
37P	24.5	23.3	18.00	19.1
36P	24.0	22.8	17.50	18.6
35P	23.5	22.3	17.00	18.1
34P	23.0	21.8	16.50	17.6
33P	22.5	21.3	16.00	17.1
32P	22.0	20.8	15.50	16.6
31P	21.5	20.3	15.00	16.1
30P	21.0	19.8	14.50	15.6
29P	20.5	19.3	14.00	15.1
28P	20.0	18.8	13.50	14.6
27P	19.5	18.3	13.00	14.1
26P	19.0	17.8	12.50	13.6
25P	18.5	17.3	12.00	13.1
24P	18.0	16.8	11.50	12.6
23P	17.5	16.3	11.00	12.1
22P	17.0	15.8	10.50	11.6
21P	16.5	15.3	10.00	11.1
20P	16.0	14.8	9.50	10.6
19P	15.5	14.3	9.00	10.1
18P	15.0	13.8	8.50	9.6
17P	14.5	13.3	8.00	9.1
16P	14.0	12.8	7.50	8.6
15P	13.5	12.3	7.00	8.1
14P	13.0	11.8	6.50	7.6
13P	12.5	11.3	6.00	7.1
12P	12.0	10.8	5.50	6.6
11P	11.5	10.3	5.00	6.1
10P	11.0	9.8	4.50	5.6
9P	10.5	9.3	4.00	5.1
8P	10.0	8.8	3.50	4.6
7P	9.5	8.3	3.00	4.1
6P	9.0	7.8	2.50	3.6



## Ordering Information

FCZDSHU2 - X 1 X X



GENERAL TOLERANCE	ANGLE TOLERANCE	DESIGN	DATE
X. ± 0.38 .XX ± 0.25 .XXX ± 0.13	X' ± 5° .X' ± 2° .XX' ± 1° .XXX' ± 0.5°	Andy2009.08.12	
UNIT:mm	SCALE 1:1	CHECK	DATE
A4	SHEET: 1 of 1	APPRO.	DATE

All Connectors	
www.allconnectors.eu   info@allconnectors.eu Tel. +49 (0)711 / 358 110 20   Fax +49 (0)711 / 358 110 25	
FILE NAME	0.5MM FPC R/A SMT UPSide Type
PART NO	FCZDSHU2-X1XX
DRAWING NO.	FCZDSHU2-01
	REV.A0