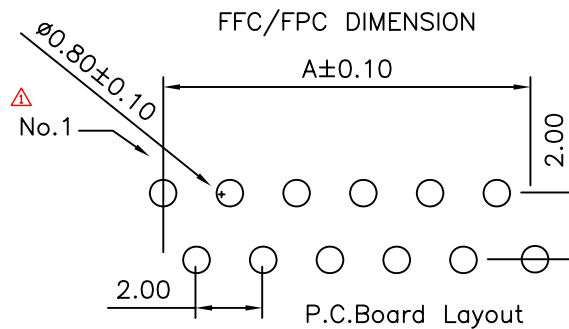
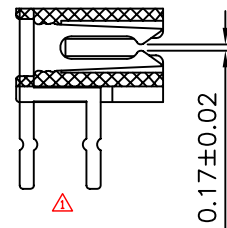
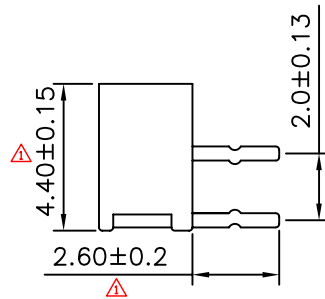
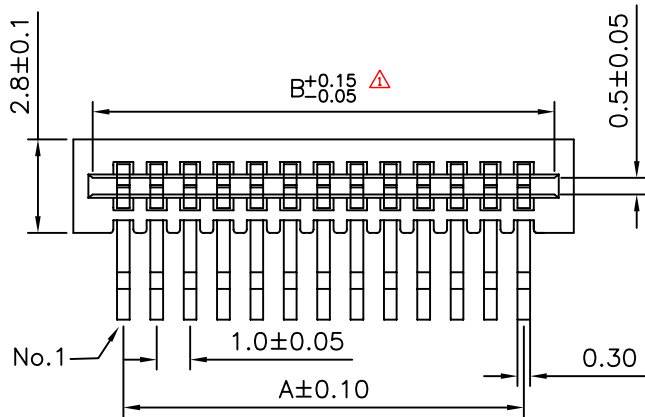


NOTE:

- Material:
Housing: (UL94V-0) Nylon46 natural color
Contact: Phosphor bronze
- Specifications
Insulation Resistance: 500MΩ Min.
Dielectric Withstanding: 500V AC/DC
Contact Resistance: 0.05Ω Max.
Operating Temperature: -25°C to +85°C
All materials must meet Greencronn requirement for environment protection



No. of Contact	Dimension Information		
	A	B	C
04	3.00	5.10	6.00
05	4.00	6.10	7.00
06	5.00	7.10	8.00
07	6.00	8.10	9.00
08	7.00	9.10	10.00
09	8.00	10.10	11.00
10	9.00	11.10	12.00
11	10.00	12.10	13.00
12	11.00	13.10	14.00
13	12.00	14.10	15.00
14	13.00	15.10	16.00
15	14.00	16.10	17.00
16	15.00	17.10	18.00
17	16.00	18.10	19.00
18	17.00	19.10	20.00
19	18.00	20.10	21.00
20	19.00	21.10	22.00
21	20.00	22.10	23.00
22	21.00	23.10	24.00
23	22.00	24.10	25.00
24	23.00	25.10	26.00
25	24.00	26.10	27.00
26	25.00	27.10	28.00
27	26.00	28.10	29.00
28	27.00	29.10	30.00
29	28.00	30.10	31.00
30	29.00	31.10	32.00
31	30.00	32.10	33.00
32	31.00	33.10	34.00
33	32.00	34.10	35.00
34	33.00	35.10	36.00
35	34.00	36.10	37.00
36	35.00	37.10	38.00
37	36.00	38.10	39.00
38	37.00	39.10	40.00
39	38.00	40.10	41.00
40	39.00	41.10	42.00

Ordering Information

FCLGRA - X 1 X X

Pins Of Per Row
03~40

COLOR
W=White
I=Ivory

Select Packing
T=TURE
TR=Tape+Rel1

GENERAL TOLERANCE	ANGLE TOLERANCE	DESIGN	DATE
X. ± 0.38 .XX ± 0.25 .XXX ± 0.13	X' ± 5° .X' ± 2° .XX' ± 1° .XXX' ± 0.5°	Andy2009.08.12	
UNIT:mm	SCALE 1:1	CHECK	DATE
A4	SHEET: 1 of 1	APPRO.	DATE

 www.allconnectors.eu info@allconnectors.eu Tel. +49 (0)711 / 358 110 20 Fax +49 (0)711 / 358 110 25	
FILE NAME	1.0MM FPC R/A Type
PART NO	FCLGRA-X1XX
DRAWING NO.	FCLGRA-01
	REV.A0