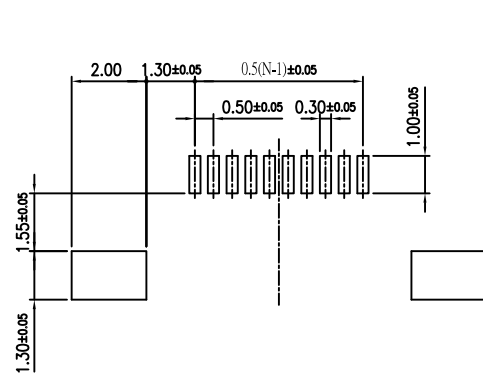


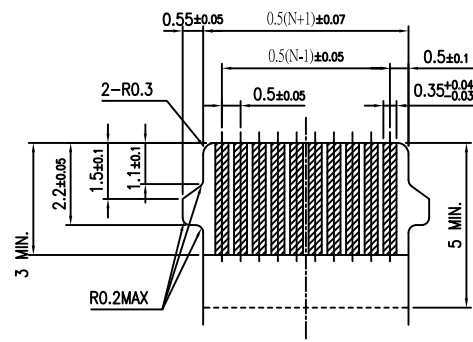
- NOTES:
- UNLESS OTHERWISE SPECIFIED, ALL TOLERANCES FOLLOW DRAWING COMMON STANDARD.
 - MATERIAL OF COMPONENTS :
 INSULATORL.C.P. SERIES, UL94V-0 BEIGE
 SPACERNY SERIES, UL94V-0 BLACK
 CONTACTPHOSPHOR BRONZE
 HOLD DOWNBRASS
 - CONTACT PLATING :
 GOLD FLASH(0.8u" MIN.)
 SPOT GOLD PLATED &
 OVER NICKEL 50~150u"
 UNDER-PLATING.

314D-XX B A A-R
 1 2 3 4 5

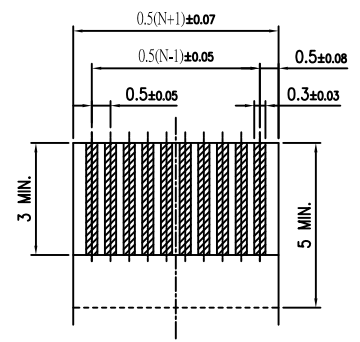
- Pin count
 45: 45pin
 61: 61pin
 70: 70pin
 80: 80pin
- Contact
 B: Bottom contact
- Plating
 A: G/F
- Package
 A: Reel
 5RoHS



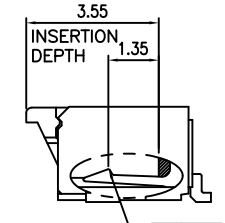
RECOMMENDED P.C. BOARD PATTERN LAYOUT
 RECOMMENDED METAL MASK THICKNESS: T=0.12
 SCALE 8 : 1



RECOMMENDED FPC DIM.
 THICKNESS: 0.3±0.03
 SCALE 8 : 1



RECOMMENDED FFC DIM.
 THICKNESS: 0.3±0.03
 SCALE 8 : 1



SCALE 8 : 1

NO. of Contacts	Dimensions			
	A	B	C	D
45	22.00	26.60	27.40	23.10
61	30.00	34.60	35.40	31.10
70	34.50	39.10	39.90	35.60
80	39.50	44.10	44.90	40.60

UNLESS OTHERWISE SPECIFIED TOLERANCE	
ANG.	±5
0.	±0.3
.0	±0.25
.00	±0.20
SCALE:	AS SHOWN
UNIT:	mm
DRAWN	willis
CHECKED	/ /
APPROVED	/ /

Allconnectors	
www.allconnectors.eu info@allconnectors.eu Tel. +49 (0)711 / 358 110 20 Fax +49 (0)711 / 358 110 25	
DRAWN NAME: FPC Connector Horizontal FPC Connector Horizontal, Flip type Pitch 0.5mm ,H:2.5 mm L:4.35 mm, Lock type	
PRODUCT NO. 314D-XXBAA-R	
FILE NAME: 314D-XXBAA-R	

REV.	DESCRIPTION	DATE	SIZE	REV.
			A4	