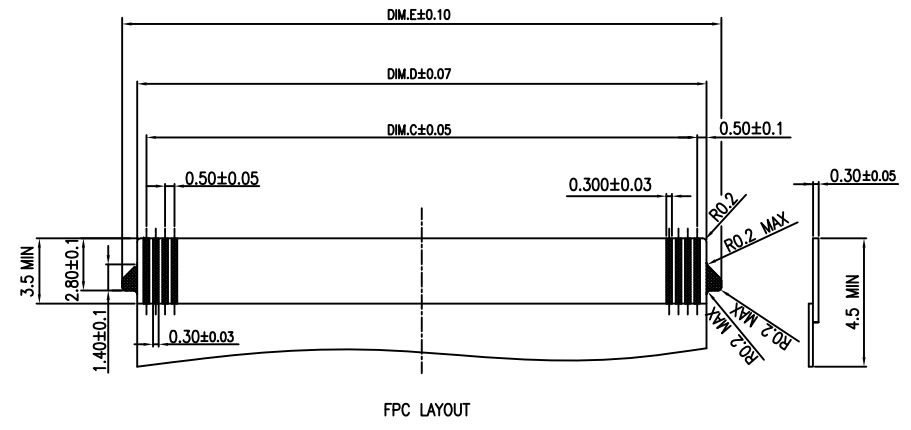
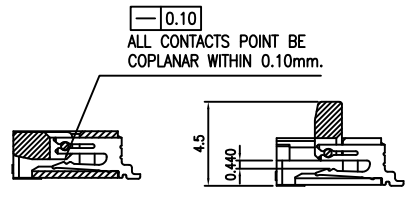
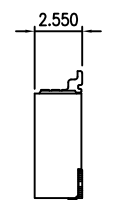


RECOMMENDED P.C. BOARD PATTERN LAYOUT
RECOMMENDED METAL MASK THICKNESS: T=0.15



- NOTES:
- UNLESS OTHERWISE SPECIFIED, ALL TOLERANCES FOLLOW DRAWING COMMON STANDARD.
 - MATERIAL OF COMPONENTS :
INSULATORL.C.P SERIES ,UL 94V-0. BEIGE
SPACERNYLON SERIES ,UL 94V-0. BEIGE
CONTACTPHOSPHOR BRONZE C5191R-H
HOLD DOWNBRASS C2680R-H
 - CONTACT PLATING:
GOLD FLASH PLATED OVER ALL &
OVER NICKEL 50u" MIN. UNDER PLATING.



314C-XX B A A-R
1 2 3 4 5

- | | |
|---------------------------------|-------------------------------|
| 1.Pin count
XX:60 to 100 pin | 3.Plating
A: G/F |
| 2.Contact
B: Bottom contact | 4.Package
A: Reel
5RoHS |

						UNLESS OTHERWISE SPECIFIED TOLERANCE		 <small>www.allconnectors.eu info@allconnectors.eu Tel. +49 (0)711 / 358 110 20 Fax +49 (0)711 / 358 110 25</small>		
						ANG. ±5 0. ±0.3 .0 ±0.25 .00 ±0.20				
						SCALE: AS SHOWN	UNIT: mm		DRAWN NAME: FPC Connector Horizontal Flip type. Pitch 0.5mm ,Thickness 2.5 mm Lock type	
						DRAWN Willis	2008/6/18			
						CHECKED / /	APPROVED / /			
REV.						DATE	SIZE A4	REV.	FILE NAME: 314C-XXBAA-R	
1	2	3	4	5	6	7	8	9	10	

POS.	DIM.A	DIM.B	DIM.C	DIM.D	DIM.E	DIM.F	DIM.G
60	36.24	35.50	29.50	30.50	32.10	32.00	36.70
61	36.74	36.00	30.00	31.00	32.70	32.50	37.20
62	37.24	36.50	30.50	31.50	33.10	33.00	37.70
63	37.74	37.00	31.00	32.00	33.70	33.50	38.20
64	38.24	37.50	31.50	32.50	34.10	34.00	38.70
65	38.74	38.00	32.00	33.00	34.70	34.50	39.20
66	39.24	38.50	32.50	33.50	35.10	35.00	39.70
67	39.74	39.00	33.00	34.00	35.70	35.50	40.20
68	40.24	39.50	33.50	34.50	36.10	36.00	40.70
69	40.74	40.00	34.00	35.00	36.70	36.50	41.20
70	41.24	40.50	34.50	35.50	37.10	37.00	41.70
71	41.74	41.00	35.00	36.00	37.70	37.50	42.20
72	42.24	41.50	35.50	36.50	38.10	38.00	42.70
73	42.74	42.00	36.00	37.00	38.70	38.50	43.20
74	43.24	42.50	36.50	37.50	39.10	39.00	43.70
75	43.74	43.00	37.00	38.00	39.70	39.50	44.20
76	44.24	43.50	37.50	38.50	40.10	40.00	44.70
77	44.74	44.00	38.00	39.00	40.70	40.50	45.20
78	45.24	44.50	38.50	39.50	41.10	41.00	45.70
79	45.74	45.00	39.00	40.00	41.70	41.50	46.20

POS.	DIM.A	DIM.B	DIM.C	DIM.D	DIM.E	DIM.F	DIM.G
80	46.24	45.50	39.50	40.50	42.10	42.00	46.70
81	46.74	46.00	40.00	41.00	42.60	42.50	47.20
82	47.24	46.50	40.50	41.50	43.10	43.00	47.70
83	47.74	47.00	41.00	42.00	43.60	43.50	48.20
84	48.24	47.50	41.50	42.50	44.10	44.00	48.70
85	48.74	48.00	42.00	43.00	44.60	44.50	49.20
86	49.24	48.50	42.50	43.50	45.10	45.00	49.70
87	49.74	49.00	43.00	44.00	45.60	45.50	50.20
88	50.24	49.50	43.50	44.50	46.10	46.00	50.70
89	50.74	50.00	44.00	45.00	46.60	46.50	51.20
90	51.24	50.50	44.50	45.50	47.10	47.00	51.70
91	51.74	51.00	45.00	46.00	47.60	47.50	52.20
92	52.24	51.50	45.50	46.50	48.10	48.00	52.70
93	52.74	52.00	46.00	47.00	48.60	48.50	53.20
94	53.24	52.50	46.50	47.50	49.10	49.00	53.70
95	53.74	53.00	47.00	48.00	49.60	49.50	54.20
96	54.24	53.50	47.50	48.50	50.10	50.00	54.70
97	54.74	54.00	48.00	49.00	50.60	50.50	55.20
98	55.24	54.50	48.50	49.50	51.10	51.00	55.70
99	55.74	55.00	49.00	50.00	51.60	51.50	56.20
100	56.24	55.50	49.50	50.50	52.10	52.00	56.70

							UNLESS OTHERWISE SPECIFIED TOLERANCE		 <small>www.allconnectors.eu info@allconnectors.eu Tel. +49 (0)711 / 358 110 20 Fax +49 (0)711 / 358 110 25</small>		
							ANG. ±5 0. ±0.3 .0 ±0.25 .00 ±0.20				
							SCALE: AS SHOWN	UNIT: mm		DRAWN NAME: FPC Connector Horizontal Flip type, Pitch 0.5mm ,Thickness 2.5 mm Lock type	
							DRAWN Willis	2008/6/18			
							CHECKED	/ /			
							APPROVED	/ /		PRODUCT NO. 314C-XXBAA-R	
REV.	DESCRIPTION						DATE		SIZE A4	REV.	FILE NAME: 314C-XXBAA-R