

PCB Layout ↑ FPC/FFC INSERT DIRECTION

MATERIAL:
 HOUSING:THERMOPLASTIC
 SLIDER:THERMOPLASTIC
 CONTACTS:PHOAPHOR BRONZE
 HOLDDOWN:BRASS.

313A-XX U X X-R
1 2 3 4 5

1.Pin count
04 to 50 pin

2.Contact
U:Upper contact

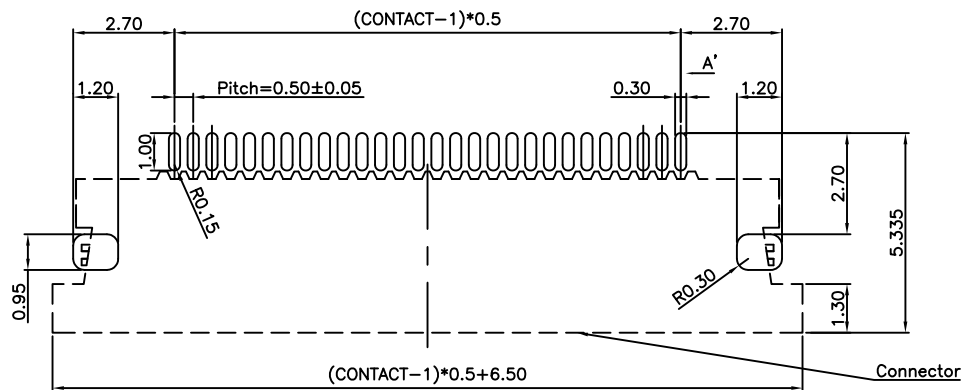
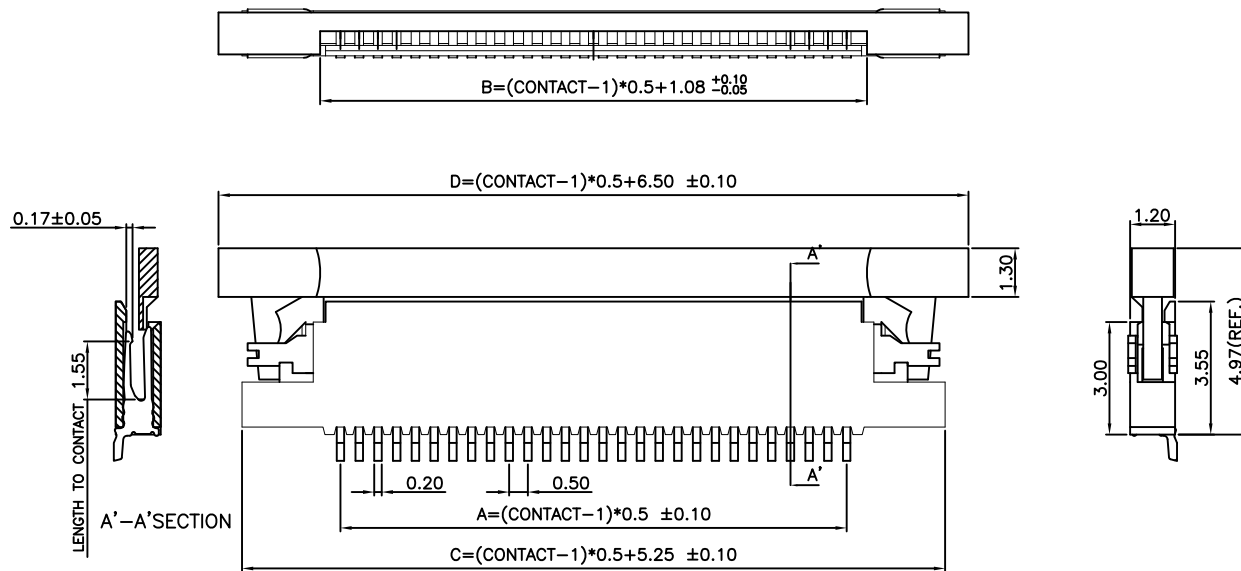
3.Plating
A:Tin
B:3u" Gold Plating

4.Packing
A:Reel
B:Tube

5.ROHS

| | | |
|--------------------------------------|----------|--|
| UNLESS OTHERWISE SPECIFIED TOLERANCE | | <small>www.allconnectors.eu info@allconnectors.eu Tel. +49 (0)711 / 358 110 20 Fax +49 (0)711 / 358 110 25</small> |
| ANG. | ±5° | |
| 0. | ± | |
| .0 | ±0.25 | |
| .00 | ±0.20 | |
| SCALE: | AS SHOWN | UNIT: mm |
| DRAWN | Willis | 2007/6/21 |
| CHECKED | / / | |
| APPROVED | / / | |
| DRAWN NAME: | | FPC Connector |
| | | Pitch=0.5mm,H=1.2mm |
| PRODUCT NO. | | 313A-XXUXX-R |
| FILE NAME: | | 313A-XXUXX-R |

| | | | | |
|------|-------------|------|------|------|
| REV. | DESCRIPTION | DATE | SIZE | REV. |
| 1 | | | A4 | |



PCB Layout

FPC/FFC INSERT DIRECTION

MATERIAL:
 HOUSING:THERMOPLASTIC
 SLIDER:THERMOPLASTIC
 CONTACTS:PHOAPHOR BRONZE
 HOLDDOWN:BRASS.

313A-XX L X X-R
 1 2 3 4 5

1.Pin count
 04 to 50 pin

2.Contact
 L:Lower contact

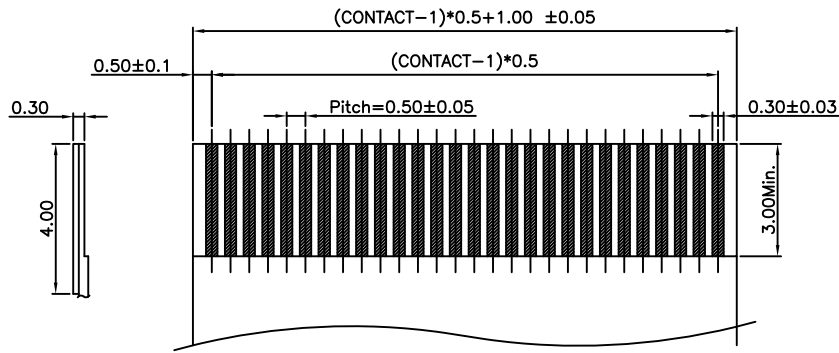
3.Plating
 A:Tin
 B:3u" Gold Plating

4.Packing
 A:Reel
 B:Tube

5.ROHS

| | | |
|--------------------------------------|----------|---|
| UNLESS OTHERWISE SPECIFIED TOLERANCE | | <small>www.allconnectors.eu info@allconnectors.eu Tel. +49 (0)711 / 358 110 20 Fax +49 (0)711 / 358 110 25</small> |
| ANG. | ±5° | |
| 0. | ± | |
| .0 | ±0.25 | |
| .00 | ±0.20 | |
| SCALE: | AS SHOWN | UNIT: mm |
| DRAWN | Willis | 2007/6/21 |
| CHECKED | / / | |
| APPROVED | / / | |
| REV. | | |
| DRAWN NAME: | | FPC Connector Pitch=0.5mm,H=1.2mm |
| PRODUCT NO. | | |
| FILE NAME: | | 313A-XXLXX-R |

| REV. | DESCRIPTION | DATE | SIZE | REV. |
|------|-------------|------|------|------|
| 1 | | | A4 | |
| 2 | | | | |
| 3 | | | | |
| 4 | | | | |
| 5 | | | | |
| 6 | | | | |
| 7 | | | | |



FFC/FPC DIMENSION
THICKNESS 0.30mm

| PIN | A | B | C | D | PIN | A | B | C | D |
|-----|-------|-------|-------|-------|-----|-------|-------|-------|-------|
| 4 | 1.50 | 2.58 | 6.75 | 8.00 | 27 | 13.00 | 14.08 | 18.25 | 19.50 |
| 5 | 2.00 | 3.08 | 7.25 | 8.50 | 28 | 13.50 | 14.58 | 18.75 | 20.00 |
| 6 | 2.50 | 3.58 | 7.75 | 9.00 | 29 | 14.00 | 15.08 | 19.25 | 20.50 |
| 7 | 3.00 | 4.08 | 8.25 | 9.50 | 30 | 14.50 | 15.58 | 19.75 | 21.00 |
| 8 | 3.50 | 4.58 | 8.75 | 10.00 | 31 | 15.00 | 16.08 | 20.25 | 21.50 |
| 9 | 4.00 | 5.08 | 9.25 | 10.50 | 32 | 15.50 | 16.58 | 20.75 | 22.00 |
| 10 | 4.50 | 5.58 | 9.75 | 11.00 | 33 | 16.00 | 17.08 | 21.25 | 22.50 |
| 11 | 5.00 | 6.08 | 10.25 | 11.50 | 34 | 16.50 | 17.58 | 21.75 | 23.00 |
| 12 | 5.50 | 6.58 | 10.75 | 12.00 | 35 | 17.00 | 18.08 | 22.25 | 23.50 |
| 13 | 6.00 | 7.08 | 11.25 | 12.50 | 36 | 17.50 | 18.58 | 22.75 | 24.00 |
| 14 | 6.50 | 7.58 | 11.75 | 13.00 | 37 | 18.00 | 19.08 | 23.25 | 24.50 |
| 15 | 7.00 | 8.08 | 12.25 | 13.50 | 38 | 18.50 | 19.58 | 23.75 | 25.00 |
| 16 | 7.50 | 8.58 | 12.75 | 14.00 | 39 | 19.00 | 20.08 | 24.25 | 25.50 |
| 17 | 8.00 | 9.08 | 13.25 | 14.50 | 40 | 19.50 | 20.58 | 24.75 | 26.00 |
| 18 | 8.50 | 9.58 | 13.75 | 15.00 | 41 | 20.00 | 21.08 | 25.25 | 26.50 |
| 19 | 9.00 | 10.08 | 14.25 | 15.50 | 42 | 20.50 | 21.58 | 25.75 | 27.00 |
| 20 | 9.50 | 10.58 | 14.75 | 16.00 | 43 | 21.00 | 22.08 | 26.25 | 27.50 |
| 21 | 10.00 | 11.08 | 15.25 | 16.50 | 44 | 21.50 | 22.58 | 26.75 | 28.00 |
| 22 | 10.50 | 11.58 | 15.75 | 17.00 | 45 | 22.00 | 23.08 | 27.25 | 28.50 |
| 23 | 11.00 | 12.08 | 16.25 | 17.50 | 46 | 22.50 | 23.58 | 27.75 | 29.00 |
| 24 | 11.50 | 12.58 | 16.75 | 18.00 | 47 | 23.00 | 24.08 | 28.25 | 29.50 |
| 25 | 12.00 | 13.08 | 17.25 | 18.50 | 48 | 23.50 | 24.58 | 28.75 | 30.00 |
| 26 | 12.50 | 13.58 | 17.75 | 19.00 | 49 | 24.00 | 25.08 | 29.25 | 30.50 |
| 27 | 13.00 | 14.08 | 18.25 | 19.50 | 50 | 24.50 | 25.58 | 29.75 | 31.00 |

| | | |
|--------------------------------------|----------|--|
| UNLESS OTHERWISE SPECIFIED TOLERANCE | | <small>www.allconnectors.eu info@allconnectors.eu</small> <small>Tel. +49 (0)711 / 358 110 20 Fax +49 (0)711 / 358 110 25</small> |
| ANG. | ±5° | |
| .0 | ±0.25 | |
| .00 | ±0.20 | |
| SCALE: | AS SHOWN | UNIT: mm |
| DRAWN | Willis | 2007/6/21 |
| CHECKED | / / | |
| APPROVED | / / | |
| DRAWN NAME: | | FPC Connector Pitch=0.5mm,H=1.2mm |
| PRODUCT NO. | | |
| FILE NAME: | | 313A-XXXX-R |

| REV. | DESCRIPTION | DATE |
|------|-------------|------|
| 1 | | |
| 2 | | |
| 3 | | |
| 4 | | |
| 5 | | |
| 6 | | |
| 7 | | |

| | |
|------|----|
| SIZE | A4 |
| REV. | |