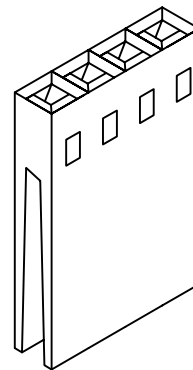
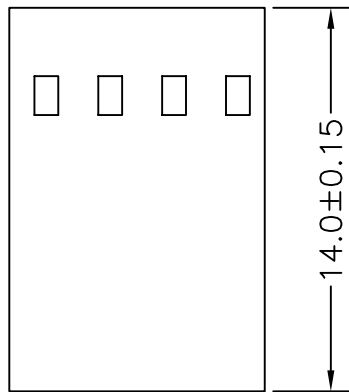
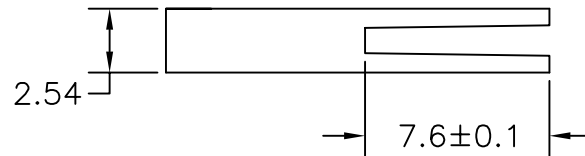
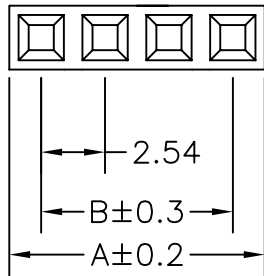


1 2 3 4 5 6 7 8 9 0

J  
I  
H  
G  
F  
E  
D  
C  
B  
A



PVF-H-1Xxx-LF  
LEADFREE

RoHS Compliant

CIRCUITS	PART NO.	DIMENTION	
		A	B
2	PVF-H-1X02	5.08	2.54
3	PVF-H-1X03	7.62	5.08
4	PVF-H-1X04	10.16	7.62
5	PVF-H-1X05	12.70	10.16
6	PVF-H-1X06	15.24	12.70
7	PVF-H-1X07	17.78	15.24
8	PVF-H-1X08	20.32	17.78
9	PVF-H-1X09	22.86	20.32
10	PVF-H-1X10	25.40	22.86
11	PVF-H-1X11	27.94	25.40
12	PVF-H-1X12	30.48	27.94
13	PVF-H-1X13	33.02	30.48
14	PVF-H-1X14	35.56	33.02
15	PVF-H-1X15	38.10	35.56
16	PVF-H-1X16	40.64	38.10
17	PVF-H-1X17	43.18	40.64
18	PVF-H-1X18	45.72	43.18
19	PVF-H-1X19	48.26	45.72
20	PVF-H-1X20	50.80	48.26
21	PVF-H-1X21	53.34	50.80
22	PVF-H-1X22	55.88	53.34
23	PVF-H-1X23	58.42	55.88
24	PVF-H-1X24	60.96	58.42
25	PVF-H-1X25	63.50	60.96

**All Connectors**  
www.allconnectors.eu | info@allconnectors.eu  
Tel. +49 (0)711 / 358 110 20 | Fax +49 (0)711 / 358 110 25

PART NO. PVF-H-1Xxx

DWG NO. PVF-H-1Xxx

FILE NO.

UNIT / mm

SCALE 1:1

APPROVED BY CY

DRAWING BY

PROJECTION

TOLERANCES ARE

.X  
.XX  
.XXX  
AWG

DESCRIPTION: F.P.C. - 2.54mm CONNECTOR HOUSING

AREA	REVISIONS	HK	DATE
------	-----------	----	------