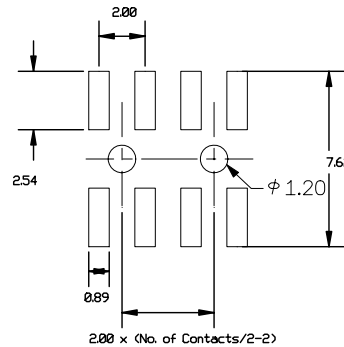
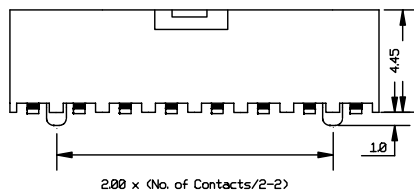
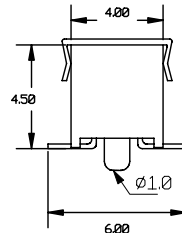
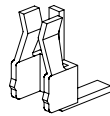
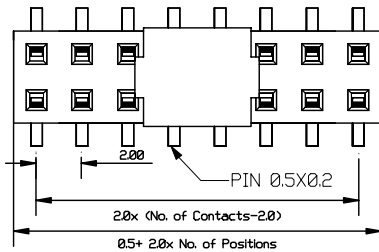
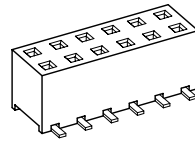


RoHS compliant



Recommended P.C.Board SMT Layout

SPECIFICATION

Current Rating: 1 Amp
 Insulation Resistance: 5000 Megohms min
 Contact Resistance: 20 m ohms Max
 Dielectric Withstanding: AC 500 V
 Operating Temperature: -65 ° C to +125° C
 Contact Material: Phosphor Bronze
 Insulator Material: High Temperature Plastic UL94V-0

Processing

Max Processing Temp: 260 ° C for 6 seconds
 SMT Lead Coplanarity:
 (Ø.10mm).004"max (10-50)
 (Ø.15mm).006"max (52-80)

Ordering Code:

DFS01- X - X - X - X
 ① ② ③ ④ ⑤

- ① Series No:
- ② No. of Contact: 04 TO 80
- ③ Contact Plating: A: Gold Flash, B: 10u" Gold, C: 15u" Gold, D: 30u" Gold, T: Tin Plated, E: 3u" Gold
- ④ Special Function: 0: W/O Locating Peg, 1: With Locating Peg
- ⑤ Code Packing: A: Tube, B: Pad+Tube, C: Pad+T&R

UNLESS OTHERWISE SPECIFIED TOLERANCE		 www.allconnectors.eu info@allconnectors.eu Tel. +49 (0)711 / 358 110 20 Fax +49 (0)711 / 358 110 25
ANG. 0. 0 ±0.25 .00 ±0.2		
SCALE: AS SHOWN	UNIT: mm	
DRAWN		TITLE: 2.0mm Female Header, SMT Type Profile: 4.5mm
CHECKED		
APPROVED		DRAWN NO: DFS01-XXXX-1
REV		PRODUCT NO. DFS01-XXXX
DESCRIPTION		
DATE		