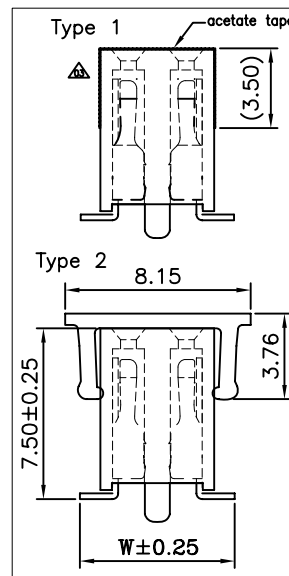



ACETATE TAPE	NOTE
5.00mm	03~25pins
10.00mm	26~40pins

X	NOTE
4mm	03~07pin Δ
10.15mm	08~40pin Δ

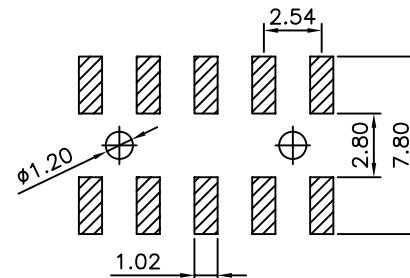


Specifications
 Current Rating: 3.0Amp
 Insulation Resistance: 1000MΩ Min.
 Dielectric Withstanding: 600V AC
 Contact Resistance: 20mΩ Max.
 Operating Temperature: -40°C to +105°C

Materials
 Contact Material: Phosphor Bronze
 Insulator Material: Polyester UL94V-0
 Nylon-6T

All materials must meet Greennon requirement for environment protection.

Recommended P.C.Board Layout



HFNDSV9 - XX XX XXX T P X

No. of Pins Per Row: 02-50
 Standard Plating: 01=Gold Flash, 02=Gold 3U", 11=Fin, XX=Select Plating
 Pin Length: 001=6.8, XXX=Select W
 Material: L=LCP, T=NL6T
 Post: P=With Post, W=Without Post
 Packing: TR=Tape+Reel, T=Tube

GENERAL TOLERANCE	ANGLE TOLERANCE	DESIGN DATE	All Connectors	
X. ± 0.38	X' ± 5°	Andy2005.08.12	www.allconnectors.eu info@allconnectors.eu Tel. +49 (0)711 / 358 110 20 Fax +49 (0)711 / 358 110 25	
.X ± 0.25	.X' ± 2°	CHECK DATE	FILE NAME (品名)	2.54MM Female Header SMT TYPE
.XXX ± 0.13	.XX' ± 1°	APPRO. DATE	PART NO (料号)	HFNDSV9-XXXXXXXTBX
UNIT:mm	SCALE 1:1		DRAWING NO.(图号)	HFNDSV9-05
A4	SHEET: 1 of 1			REV.A0