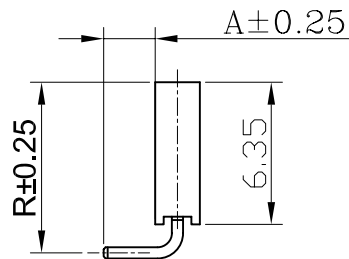
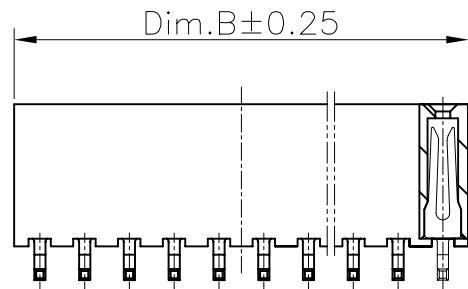
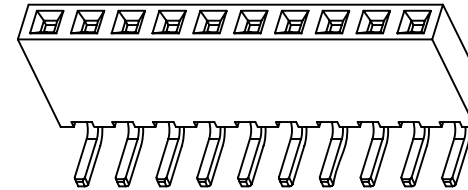


Recommended P.C.B. Layout  
Tolerance:0.05mm



- Specifications  
Current Rating: 2Amp  
Insulation Resistance: 1000MΩ Min.  
Dielectric Withstanding: 500VAC  
Contact Resistance: 20mΩ Max.  
Operating Temperature: -55°C to +105°C
- Materials  
△ Contact Material: Phosphor Bronze.  
Insulator Material: LCP UL94V-0, Color: Black.
- All materials must be GP materials

No. of PIN/ROW	Dimension Information	
	A	B
02	2.00	4.30
03	4.00	6.30
04	6.00	8.30
05	8.00	10.30
06	10.00	12.30
07	12.00	14.30
08	14.00	16.30
09	16.00	18.30
10	18.00	20.30
11	20.00	22.30
12	22.00	24.30
13	24.00	26.30
14	26.00	28.30
15	28.00	30.30
16	30.00	32.30
17	32.00	34.30
18	34.00	36.30
19	36.00	38.30
20	38.00	40.30
21	40.00	42.30
22	42.00	44.30
23	44.00	46.30
24	46.00	48.30
25	48.00	50.30
26	50.00	52.30
27	52.00	54.30
28	54.00	56.30
29	56.00	58.30
30	58.00	60.30
31	60.00	62.30
32	62.00	64.30
33	64.00	66.30
34	66.00	68.30
35	68.00	70.30
36	70.00	72.30
37	72.00	74.30
38	74.00	76.30
39	76.00	78.30
40	78.00	80.30

### Ordering Information

HFLSR5 -	XX	XX	XXX	L
No. of Pins Per Row	Standard Plating	Pin Length	Material	
02-40	01=Gold Flash 02=Gold 3U" 11=Tin XX=Select Plating	001 =2.3/7.6 XXX=Select A/R	L=LCP T=NL6T	

GENERAL TOLERANCE	ANGLE TOLERANCE	DESIGN DATE	 <a href="http://www.allconnectors.eu">www.allconnectors.eu</a>   <a href="mailto:info@allconnectors.eu">info@allconnectors.eu</a> Tel. +49 (0)711 / 358 110 20   Fax +49 (0)711 / 358 110 25	
X. ±0.38 .X ±0.25 .XX ±0.13	X°. ±5° .X° ±2° .XX° ±1° .XXX° ±0.5°	Andy2005. 08. 12		
UNIT:mm	SCALE 1:1	CHECK DATE	FILE NAME (品名)	2.0MM Female Header R/A TYPE
A4	SHEET: 1 of 1	APPRO. DATE	PART NO (料号)	HFLSR5-XXXXXXXXL
			DRAWING NO.(图号)	HFLSR5-01
				REV.A0