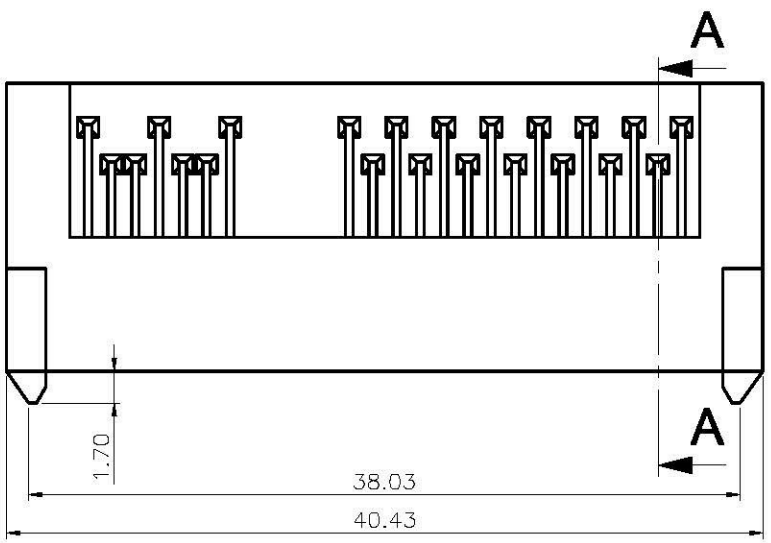

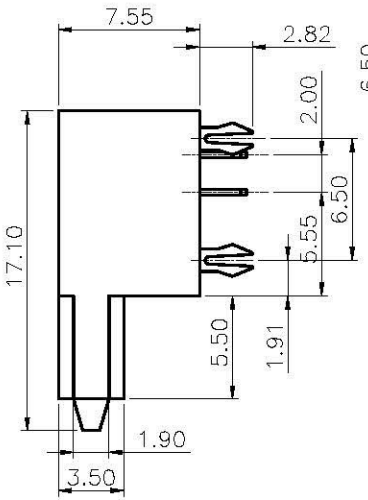

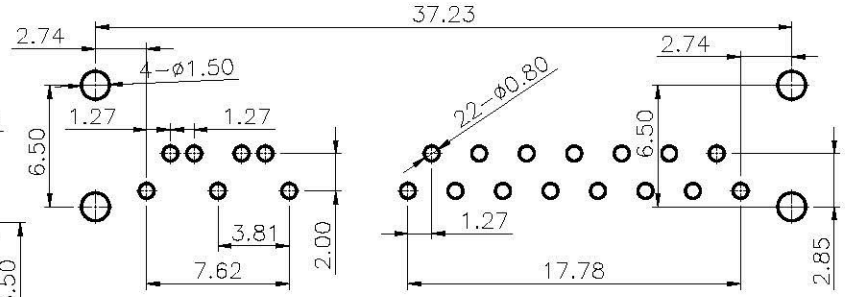

RECOMMENDED PCB LAYOUT

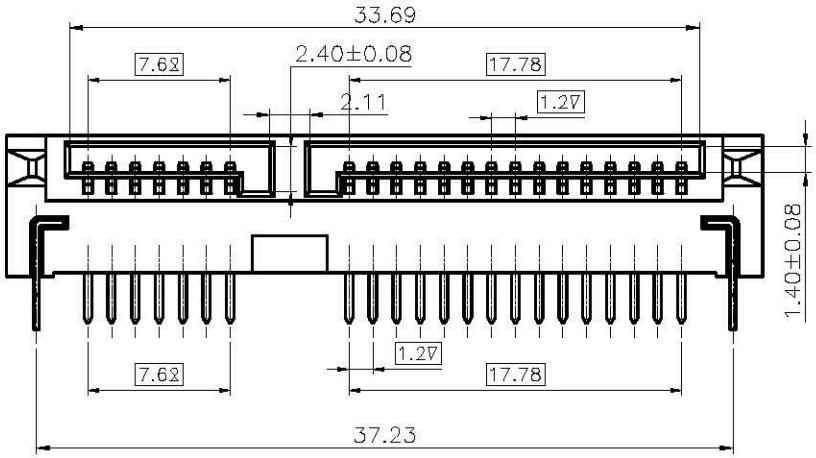

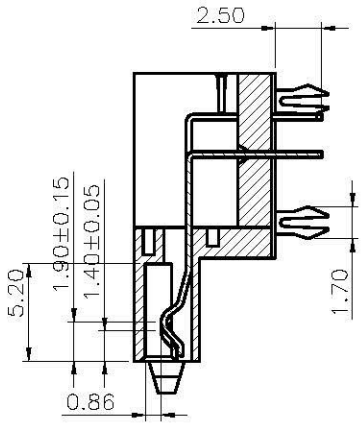

剖面圖 A-A
比例 1 : 1

NOTE:
1.MATERIAL :
BASE : HIGH TEMPERATURE THERMOPLASTIC UL94V-0,
TERMINAL:COPPER ALLOY,THICKNESS = 0.30 mm
FORKLOCK:BRASS THICKNESS = 0.30 mm
2,PLATING:
CONTACT:GOLD OVER 50u" MIN NICKEL UNDERPLATE
SOLDER TAIL:150u"MIN MISTY TIN 50u" MIN NICKEL UNDERPLATE
GOLD SPECIFICATION:SEE TABLE
3.ELECTRONICAL SPECIFICATION:
CURRENT RATING: 1.5 AMPERE PER CONTACT
CONTACT RESISTANCE: 30 MILLIOHMS MAX.
INSULATION RESISTANCE: 1000 MEGOHMS MIN.
DIELECTRIC WITHSTANDING VOLTAGE: 500 VDC.
OPERATING TEMPERATURE: -40°C~+85°C
4.MEETS THE REQUIREMENTS OF DIRECTIVE 2002/95/EC OF THE EUROPEAN PARLIAMENT AND OF THE COUNCIL OF 27 JANUARY 2003 ON THE RESTRICTION OF THE USE OF CERTAIN HAZARDOUS SUBSTANCES IN ELECTRICAL AND ELECTRONIC EQUIPMENT(ROHS)

SATA-SR75Z-7+15-LF
LEADFREE

RoHS Compliant

All Connectors	PART NO. SATA-SR75Z-7+15							
www.allconnectors.de Tel.: 0049 711 7009103 Info@allconnectors.de Fax: 0049 711 7009104	DWG NO. SATA-SR75Z-7+15	CHECKED BY CY	TOLERANCES ARE .X ± 0.2 .XX ± 0.1 .XXX ± AWG	DESCRIP TION:	SATA 22PIN 加寬型兩排DIP		
	FILE NO.	DRAWING BY					
	UNIT / mm	SCALE 1 : 1	PROJECTION	AREA	REVISIONS	HK	DATE