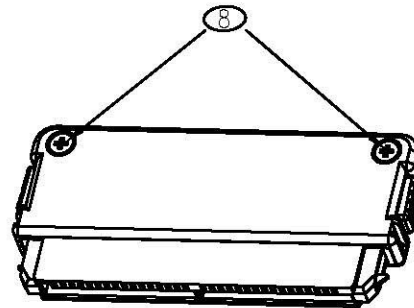

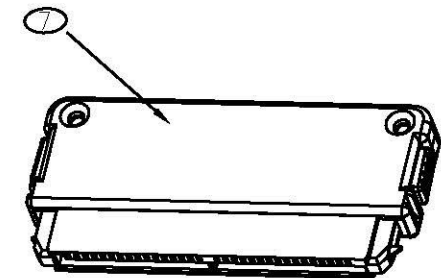
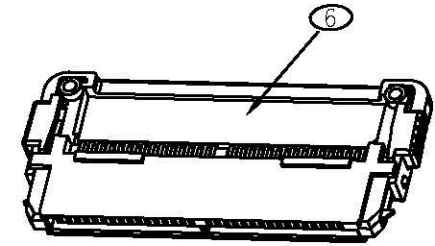
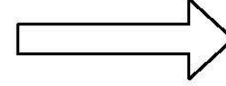
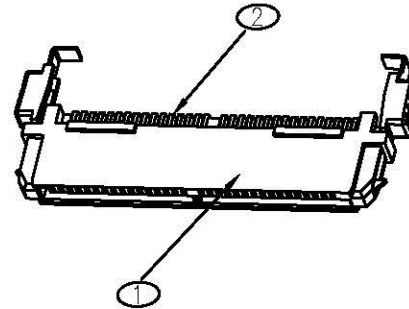
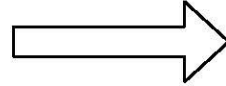


**CUSTOMER DRAWING**



8		020-06-00015	SCREW	2	STEEL
7		020-02-00045	BOTTOM SHELL	1	ABS&PC
6		020-02-00044	UP SHELL	1	ABS&PC
5	020-01-00107	020-02-00046	LATCH BUTTON	2	ABS&PC
4		020-05-00017	LATCH-L	1	STAINLESS
3		020-05-00018	LATCH-R	1	STAINLESS
2		020-04-00051	CONTACT	32	COPPER ALLOY
1		020-02-00033	BASE	1	THERMAL PLASTIC
ITEM	P/N	DESCRIPTION	Q'TY	MATERIAL	

**NOTES:**

- MATERIAL:  
HOUSING: LCP UL94V-0, COLOR: BLACK  
CONTACT: COPPY ALLOY.
- FINISH:  
CONTACT: GOLD PLAING ON CONTACT AREAS;  
TIN (LEAD-FREE) PLATED ON SOLDER TAILS;  
NICKEL UNDERPLATE OVER ALL.

- PRODUCT SPECIFICATION REFERENCE TO \*\*\*\*\*.
- PACKAGING SPECIFICATION REFERENCE TO \*\*\*\*\*.

SAS-SA-32-LF  
LEADFREE  
RoHS Compliant

**Allconnectors**

www.allconnectors.de  
Tel.: 0049 711 7009503  
70774 Hildesheim Germany

info@allconnectors.de  
Fax: 0049 711 7002504  
Katholischer Weg, 25

PART NO. SAS-SA-32		CHECKED BY CY	TOLERANCES ARE .X±0.2 .XX±0.1 .XXX± AWG	DESCRIP TION: SAS 32P SOCKET STRAIGHT(W/ SHELL) SOLDER TYPE EXPLODE DRAWING					
DWG NO. SAS-SA-32									
FILE NO.		DRAWING BY	UNIT / mm	SCALE 1:1	PROJECTION	AREA	REVISIONS	HK	DATE
PART NO. SAS-SA-32									