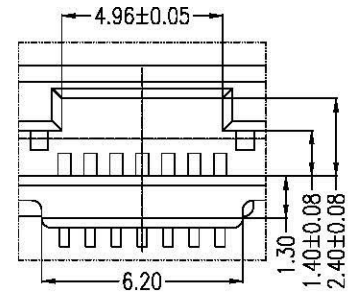


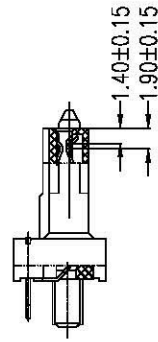
PCB LAYOUT(PCB THICKNESS= Dim"B")  
COMPONENT SIDE

Unit:mm

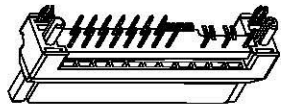
Part NO.	Dim"A"	Dim"B"
CSAS-F29V240-D5	4.00	3.00
CSAS-F29V240-D6	3.00	2.00



VIEW O  
SCALE 3:1



SECT B-B



Power Segment				
Pin NO1	Type	Name	Type	
P1	V33	P9	V5	
P2	V33	P10	Ground	
P3	V33	P11	Ready Led	
P4	Ground	P12	Ground	
P5	Ground	P13	V12	
P6	Ground	P14	V12	
P7	V5	P15	V12	
P8	V5			

Signal Segment				
Pin NO1	Type	Name	Type	
S1	Signal Ground	S8	Signal Ground	
S2	IP+	S9	TS+	
S3	IP-	S10	TS-	
S4	Signal Ground	S11	Signal Ground	
S5	IP+	S12	RS+	
S6	IP-	S13	RS-	
S7	Signal Ground	S14	Signal Ground	

**NOTES:**

- Material:**  
Housing: LCP+50%G.F, UL 94V-0 Rated.  
Color: Black.  
Contact: Phosphor Bronze.  
Plating: Gold Plating over Nickel on Contact Area.  
Tin Plating on Solder Tail.  
Harpoon: Phosphor Bronze.  
Plating: Tin Plating over Nickel.
- Mechanical:**  
Insertion Force: 25N Max.  
Withdrawal Force: 5N Min.  
Durability: 500 Cycles
- Electrical Specification:**  
Current Rating: 1.5 Ampere per Contact.  
Contact Resistance: 30mΩ Max.  
Insulation Resistance: 1000MΩ Min.  
Dielectric Withstanding Voltage: 500 VAC.
- Environmental:**  
Operating Temperature: 0°C to +55°C

Part Number:  
**CSAS-F29V240-D6**

- |                      |                           |
|----------------------|---------------------------|
| SAS Connector Series | Product Number:           |
| F: Female Type       | D5: High Profile, D=4.0mm |
| 29: 7+7+15Pins       | D6: High Profile, D=3.0mm |
| V: Vertical Type     | 0: Black Color            |
|                      | 4: 30u" Plating           |
|                      | 2: DIP+SMT Type           |

A	09/09/10	RELEASED FOR PRODUCTION									
REV	DATE	DESCRIPTION									
UNLESS OTHERWISE SPECIFIED DIMENSIONS ARE IN MM TOLERANCES ARE:		<p>www.allconnectors.de Tel: 0049 711 7009305 70794 Filberstadt Germany</p> <p>Info@allconnectors.de Fax: 0049 711 7009304 Kollmannstr. 25</p>									
DECIMALS	ANGLES										
X ± .38	± 3°										
.XX ± .25											
.XXX ± .20		<p>APPROVALS</p> <table border="1"> <tr> <th>APPROVALS</th> <th>DATE</th> </tr> <tr> <td>DRAWN Chris</td> <td>09/09/10</td> </tr> <tr> <td>CHECKED Chdy</td> <td>09/09/10</td> </tr> <tr> <td>APPV Jason</td> <td>09/09/10</td> </tr> </table>		APPROVALS	DATE	DRAWN Chris	09/09/10	CHECKED Chdy	09/09/10	APPV Jason	09/09/10
APPROVALS	DATE										
DRAWN Chris	09/09/10										
CHECKED Chdy	09/09/10										
APPV Jason	09/09/10										
DO NOT SCALE DRAWING		SHEET 1 OF 1	<p>DESCRIPTION</p> <p><b>SAS Connector, 7+7+15P Female, Vertical Type</b> DIP+SMD, DIP=3.0mm, High Profile 15.85mm</p> <p>DWG. NO. <b>CSAS-F29-D06</b></p>								