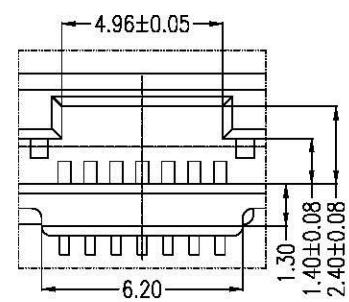
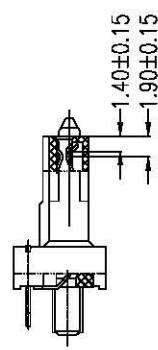


Unit:mm

Part NO.	Dim "A"	Dim "B"
CSAS-F29V240-D5	4.00	3.00
CSAS-F29V240-D6	3.00	2.00



VIEW O
SCALE 3:1



SECT B-B

Power Segment				
Pin NO.	Type	Name	Type	
P1	V33	P9	Ground	V5
P2	V33	P10	Ground	
P3	V33	P11	Ready Led	
P4	Ground	P12	Ground	
P5	Ground	P13	V12	
P6	Ground	P14	V12	
P7	V5	P15	V12	
P8	V5			

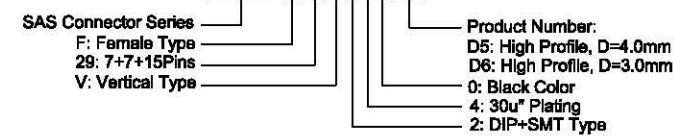
Signal Segment				
Pin NO.	Type	Name	Type	
S1	Signal Ground	S8	Signal Ground	
S2	IP+	S9	TS+	
S3	IP-	S10	TS-	
S4	Signal Ground	S11	Signal Ground	
S5	IP+	S12	RS+	
S6	IP-	S13	RS-	
S7	Signal Ground	S14	Signal Ground	

NOTES:

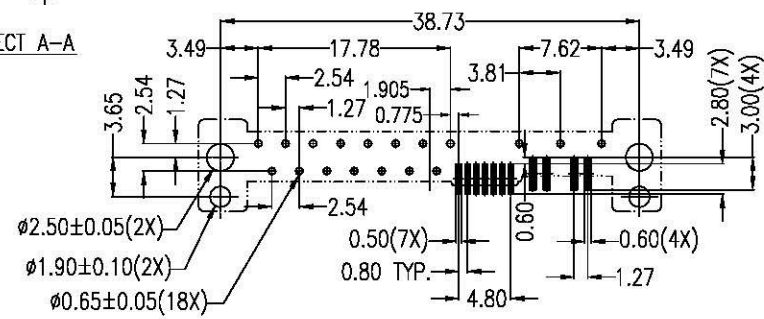
- Material:**
 Housing: LCP+50%G.F, UL 94V-0 Rated.
 Color: Black.
 Contact: Phosphor Bronze.
 Plating: Gold Plating over Nickel on Contact Area.
 Tin Plating on Solder Tail.
 Harpoon: Phosphor Bronze.
 Plating: Tin Plating over Nickel.
- Mechanical:**
 Insertion Force: 25N Max.
 Withdrawal Force: 5N Min.
 Durability: 500 Cycles
- Electrical Specification:**
 Current Rating: 1.5 Ampere per Contact.
 Contact Resistance: 30mΩ Max.
 Insulation Resistance: 1000MΩ Min.
 Dielectric Withstanding Voltage: 500 VAC.
- Environmental:**
 Operating Temperature: 0°C to +55°C

Part Number:

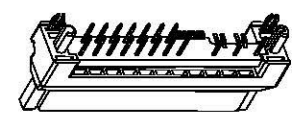
CSAS-F29V240-D5



SECT A-A



PCB LAYOUT(PCB THICKNESS= Dim "B")
COMPONENT SIDE



A		09/09/10		RELEASED FOR PRODUCTION	
REV	DATE	DESCRIPTION			
UNLESS OTHERWISE SPECIFIED, DIMENSIONS ARE IN MM. TOLERANCES ARE:		<p>www.allconnectors.de Tel.: 0049 711 7005003 48/94 helderstr. Germany</p> <p>info@allconnectors.de Fax: 0049 711 7005004 Rietheimstr. 29</p>			
DECIMALS ANGLES					
X ± .38	± 3°				
.XX ± .25					
.XXX ± .20		APPROVALS		DATE	
DO NOT SCALE DRAWING		DRAWN	Chris	09/09/10	
		CHECKED	Chdy	09/09/10	
		APPV	Jason	09/09/10	
		SHEET 1 OF 1		SCALE NONE	DWG. NO. CSAS-F29-D05
					REV. A