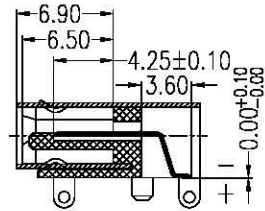
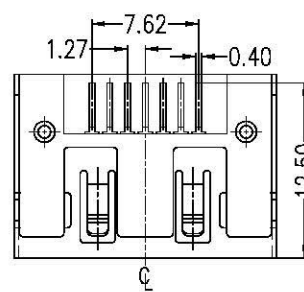


Section:A-A



Section:B-B

PIN Signal Define	
PIN NO.	Signal Name
S1	GND
S2	A+
S3	A-
S4	GND
S5	B-
S6	B+
S7	GND

NOTES:

1. Material:

Housing: LCP+50%G.F, UL 94V-0 Rated.
 Color: Black.
 Contact: Brass.
 Plating: Gold Plating over Nickel on Contact Area.
 Tin Plating on Solder Tail.
 Shell: Brass.
 Plating: Ni(40u" Min) Plating.

2. Mechanical:

Insertion Force: 4080g Max.
 Withdrawal Force: 1020g Min.
 Durability: 2500 Cycles

3. Electrical Specification:

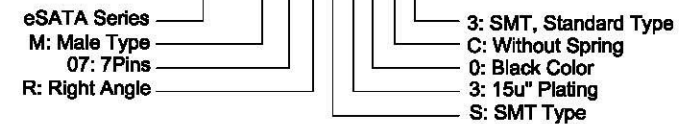
Operation Voltage: 100VAC Max.
 Current Rating: 1.5 Ampere per Contact.
 Contact Resistance: 30mΩ Max.
 Insulation Resistance: 1000MΩ Min.
 Dielectric Withstanding Voltage: 500 VAC.

4. Environmental:

Operating Temperature: -55°C to +125°C

Part Number:

CEAT-M07RS30-C3



A	03/04/08	RELEASED FOR PRODUCTION	
REV	DATE	DESCRIPTION	
UNLESS OTHERWISE SPECIFIED, DIMENSIONS ARE IN MM. TOLERANCES ARE:			
DECIMALS	ANGLES	APPROVALS	DATE
X ± .38	± 3°	DRAWN Chris	03/04/08
.XX ± .25		CHECKED Cindy	03/04/08
.XXX ± .20		APPV Jason	03/04/08
DO NOT SCALE DRAWING		SHEET 1 OF 1	SCALE NONE
		DWG. NO. CEAT-M07-N02	REV. A