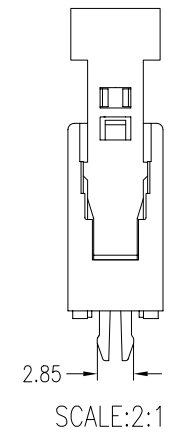
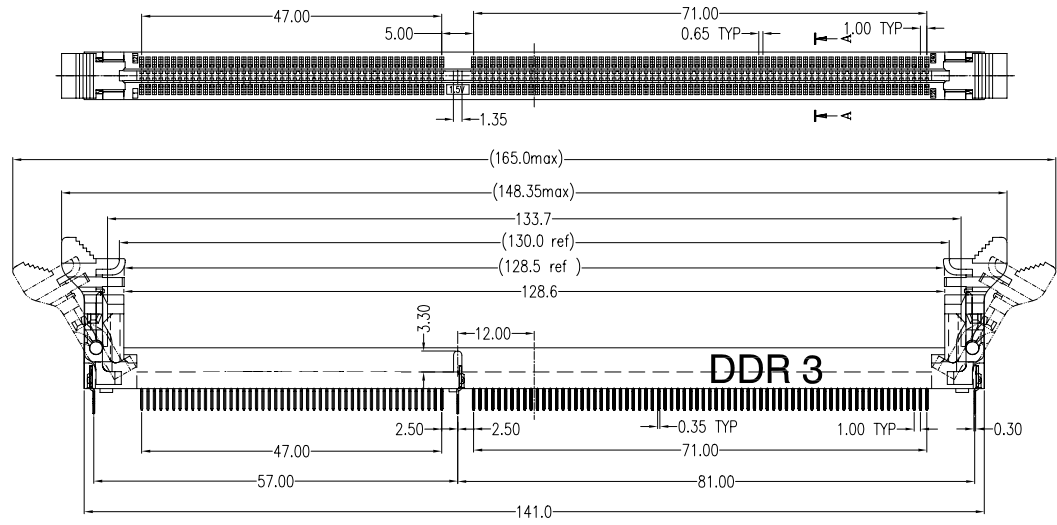
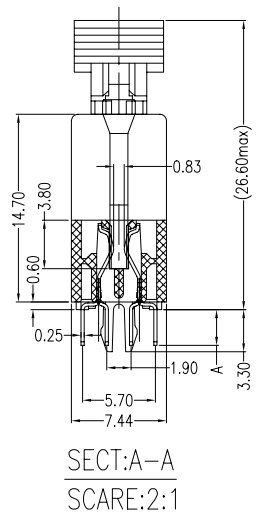
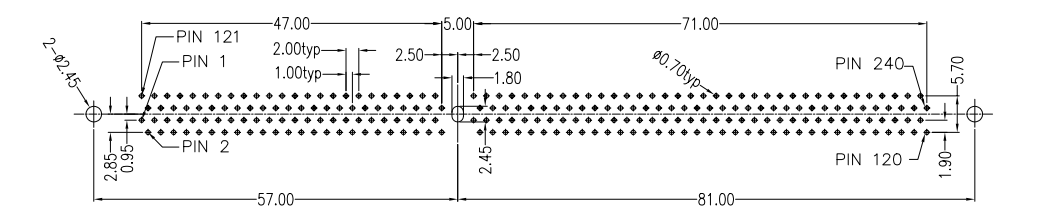


| | | |
|------|----------|----------|
| REV. | ECN.NO. | DATE |
| A | RELEASED | 04/22/07 |

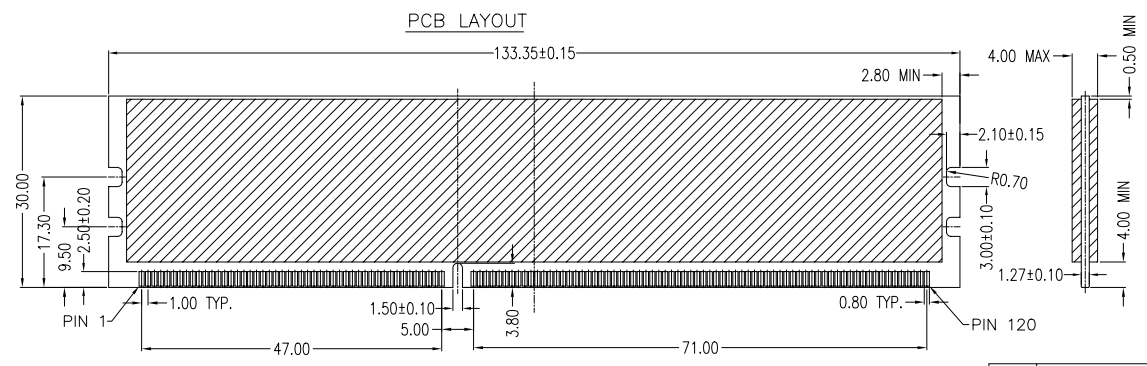


NOTES

- ***MATERIAL:**
 BODY: Nylon46+30%G.F, UL 94V-0 RATED.
 EJECTOR: Nylon66+30%G.F,UL 94V-0 RATED.
 COLOR: Ivory
 CONTACT: Brass
 CONTACT PLATING: Gold Plating Over Nickel On Contact
 Area Tin Plating On Solder Tail
- * **MECHANICAL:**
 RETENTION FORCE-TERMINAL: 300 Grams Min. Per
 INSERTION FORCE: 35 lb. Max.
 UNMATING FORCE: 14 Grams Min. Per Pin Pair
- * **ELECTRICAL SPECIFICATION**
 CONTACT RESISTANCE: 30 Milliohms Max. Initial
 INSULATION RESISTANCE: 1000 Megohms Min.
 AT 500 VDC
 WITHSTAND VOLTAGE: 500 V AC,
- * **ENVIRONMENTAL:**
 OPERATING TEMPERATURE: -55°C TO +105°C



- *How To Order**
 WDD3S-240 A 1 N4 T 1 B 3 U
- U:Lead Free
 - 3: Metal Posts
 - B: Brass
 - 1: 1.5V
 - T: Blue(300U)
 - N4: Nylon46
 - 1: Short Pin(2.8mm)
 - 5: Long Pin(3.18mm)
 - Gold A: Flash B: 5u"
 - C: 10u" D: 15u" F: 30u"
 - No. of Contacts
 - Series NO.



| Part No. | Type | Dim A |
|--------------------|------|-------|
| WDD3S-240A1N11B3UW | | 2.80 |
| WDD3S-240A5N11B3UW | | 3.18 |

| REV | Units | mm | Scale | 1:1 | Drawing By | Data | All Connectors | | |
|-----|-------|----|-------|-----|-------------|----------|---|----------|--|
| | | | | | Stacy | 04/27/07 | www.allconnectors.eu info@allconnectors.eu Tel: +49 (0)711 / 358 110 20 Fax: +49 (0)711 / 358 110 25 | | |
| | | | | | Reviewed By | Data | Date | 04/27/07 | Title DDR3-240P Shield Metal Posts CRT |
| | | | | | Roger | 04/27/07 | Sheet | 1 of 1 | |
| | | | | | Approval By | Data | Third Angle Projection | | |
| | | | | | Richard | 04/30/07 | | | Drawing No. WDD3S-240PS-AN-W049 REV A |