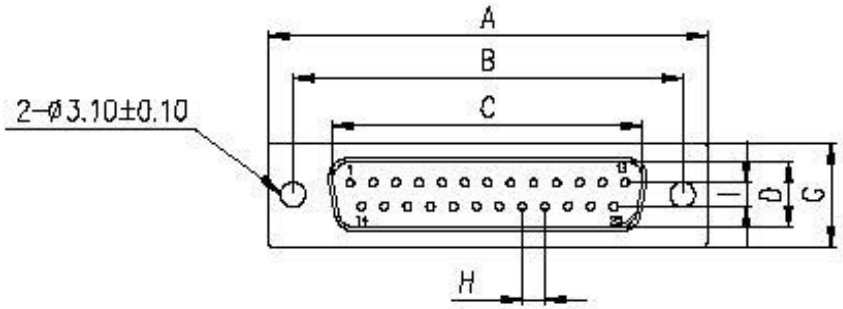


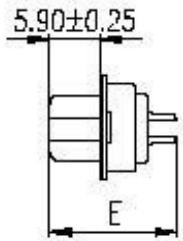


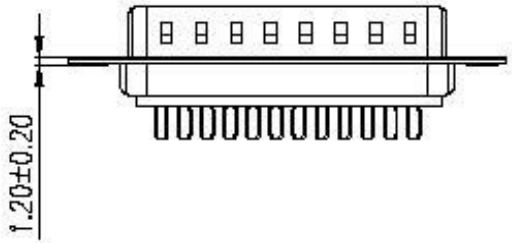


Note:

1.Material:

1.1 Insulator: P.B.T UL 94-V0 rated.
1.2 Contact: Brass,t=0.20mm.
1.3 Shell: Cold rolled steel,t=0.40mm.

2.Specification:

2.1 Current rating: 1 A Max.
2.2 Dielectric withstanding voltage: 500 V(ac) for 1 minute.
2.3 Contact resistance: 30 mΩ Max.
2.4 Insulation resistance: 1000 MΩ Min at DC 500V.
2.5 Total unmating force: 7.0 Kgf Max.
2.6 Total unmating force: 3.0 Kgf Min.
2.7 Temperature range: -55°C~+105°C

3.Finishes:

3.1 contacts:Gold flashed 1u",3u",5u",10U",15u",30u".
3.2 Shell: Nickel,tin or gold plated

| PART NO | A±0.25 | B±0.25 | C±0.25 | D±0.25 | E±0.25 | G±0.25 | H±0.20 | I±0.20 |
|---|---|---|---|---|---|---|---|---|
| DS-PS-09 | 30.80 | 25.00 | 16.92 | 8.30 | 15.30 | 12.60 | 2.77 | 2.84 |
| DS-PS-15 | 39.20 | 33.32 | 25.25 | 8.30 | 15.30 | 12.60 | 2.77 | 2.84 |
| DS-PS-25 | 53.05 | 47.04 | 38.96 | 8.30 | 15.30 | 12.60 | 2.77 | 2.84 |
| DS-PS-37 | 69.40 | 63.50 | 55.42 | 8.30 | 15.30 | 12.60 | 2.77 | 2.84 |

| No. | Part Name | Q'ty | Material | Remarks & Thickness | Finish |
|---|---|---|---|---|---|
| 6 | 8.0 Nut | 2 | Brass | H4.75*8.0 | Nickel Plated |
| 5 | 3B Nut | 2 | Brass | H4.75*4.75 | Nickel Plated |
| 4 | Back-shell | 1 | Cold Rolled Steel | T=0.40mm | Tin Plated |
| 3 | Front-shell | 1 | Cold Rolled Steel | T=0.40mm | Nickel Plated |
| 2 | Contact | 9~37 | Brass | T=0.20mm | Gold Flashed |
| 1 | Housing | 1 | P.B.T | UL 94-V0 | Black/Blue/White |

RoHS Compliant

All Connectors

| | |
|---|---|
| DRAWING BY | CY |
| CHECKED BY | GENIUS |
| UNIT / mm | SCALE 1 : 1 |
| DATE | |
| SIZE A4 | PROJECTION |

TOLERANCES ARE
X.±
X.±
.XX±
.XXX±
ANG ±

ORDER INFORMATION

DS-PS-xx-LF

SERIES
MALE
SOLDER
09~37WAY
LEADFREE

DESCRIPTION: D-SUB SOLDER