

REV.	DESCRIPTION	DRAWN	CHECKED	APPROVED
A	NEW RELEASE	YCH 08/18/07'	~	

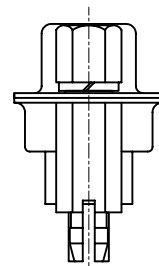
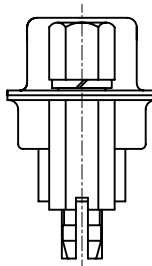
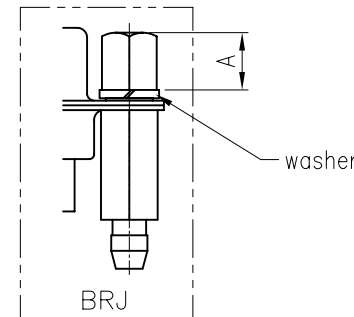
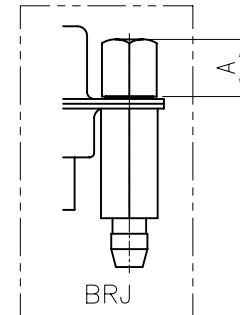
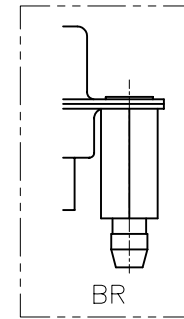
NOTES:

- ELECTRICAL CHARACTERISTICS:
 - CONTACT RESISTANCE: 20mΩ Max. INITIAL.
 - DIELECTRIC WITHSTANDING VOLTAGE: 500V AC(rms) FOR 1 MINUTE.
 - INSULATION RESISTANCE: 1000MΩ Min.
- ENVIRONMENT CHARACTERISTICS:
 - OPERATING TEMPERATURE: 0°C~+85°C.
 - STORAGE TEMPERATURE: -20°C~+70°C.
- RESISTANCE TO SOLDERING HEAT: 260±5°C 5±0.5s.
- PRODUCT NUMBER CODE:

DS1034-01- X X X X X X X

- SCREW DIM. A
 - X: W/O Screw
 - 4: 4.80
 - 5: 5.80
- SCREW TYPE
 - X: W/O Fork
 - 3: BR TYPE
 - 4: BRJ TYPE (W/O washer)
 - 7: BRJ TYPE (W/ washer)
- CONTACT PLATING
 - Si: FULL GOLD FLASH
 - 0: SELECTIVE GOLD FLASH
- SHELL PLATING
 - T: FORNT & BACK SHELL TIN
 - N: FORNT SHELL NICKEL, BACK SHELL TIN
- HOUSING COLOR
 - B: BLACK
 - W: WHITE
 - U: BLUE
- CONNECTOR TYPE
 - M: MALE
 - F: FEMALE
- No.OF CONTACTS
 - 09: 9pos.
 - 15: 15pos.
 - 25: 25pos.
 - 37: 37pos.

MALE



FEMALE

Dimension

Position	A±0.2	B±0.2	C±0.3	D
9	17.90	24.99	30.80	16.33
15	26.50	33.32	39.14	24.66
25	40.00	47.04	53.04	38.38
37	56.50	63.50	69.32	54.84

GENERAL TOLERANCE		ANGLE TOLERANCE	
X.	±0.60	X.	±5'
.X	±0.38	.X	±3'
.XX	±0.25	.XX	±2'

PROJECTION	TITLE
UNITS	D-SUB DIP STRAIGHT WITH FORK TYPE
SHEET SIZE	SERIES DS1034-01 SERIES

DRAWING TYPE	CUSTOMER
SCALE	1:1 SHEET 1 OF 1
DRAWING NO.	C-DS1034-01-XXXXXX

Allconnectors

www.allconnectors.eu | info@allconnectors.eu
Tel. +49 (0)711 / 358 110 20 | Fax +49 (0)711 / 358 110 25

