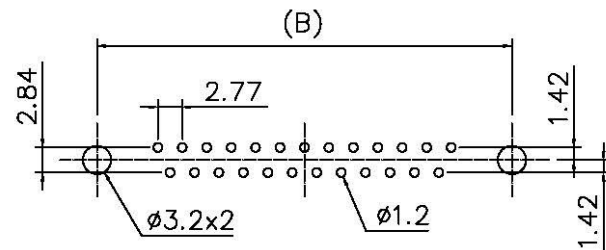
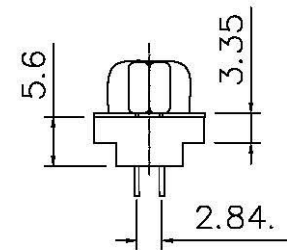
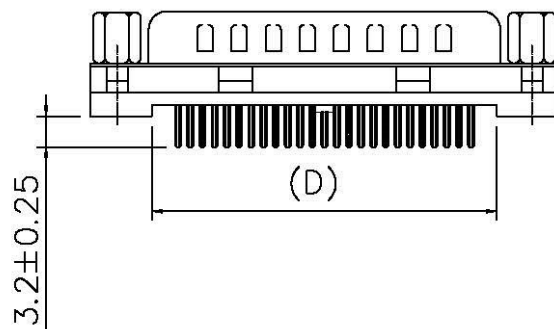


Specifications

Contact Resistance: $\leq 30m\ \Omega$ max. at DC
 100mA
 Insulator Resistance: $\geq 1000M\ \Omega$ min. at DC
 500V
 Current Rating: 5 AMP
 Dielectric Withstanding
 Voltage: AC 1000V For 1 minute
 Operating Temperature: $-55^{\circ}C \sim +105^{\circ}C$
 Contact: Brass
 Housing: PBT & 30% Glass Fiber (UL
 94V-0)



Recomended PCB Layout

Dimension

Positon	A	B	C	D
09	30.81	24.99	16.92	16.96
15	39.14	33.32	25.50	25.18
25	53.04	47.04	38.96	39.12
37	69.32	63.50	55.42	55.68

RoHS Compliant

All Connectors


www.allconnectors.de
 Tel.: 0049 711 7000500
 70751 Filderstadt - Germany

info@allconnectors.de
 Fax: 0049 711 7000504
 Kellernstr. 25

DRAWING BY CY
 CHECKED BY GENIUS
 UNIT / mm SCALE 1 : 1
 DATE
 SIZE A4 PROJECTION

TOLERANCES ARE

X ±
 X ±
 .XX ±
 .XXX ±
 ANG ±



ORDER INFORMATION

DDM-PNJ-xx-LF
 SERIES | | | LEADFREE
 | | | 09-37WAY
 | | | JACKSCREW
 | | | NUT
 | | | MALE

DESCRIPTION: D-SUB DIP STRAIGHT TYPE W/O METAL REAT SHELL