

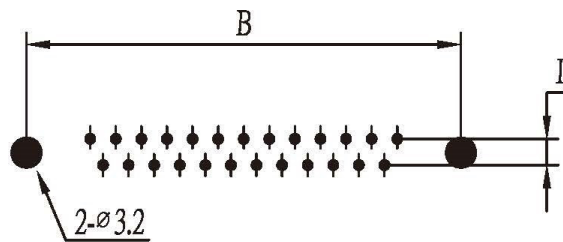
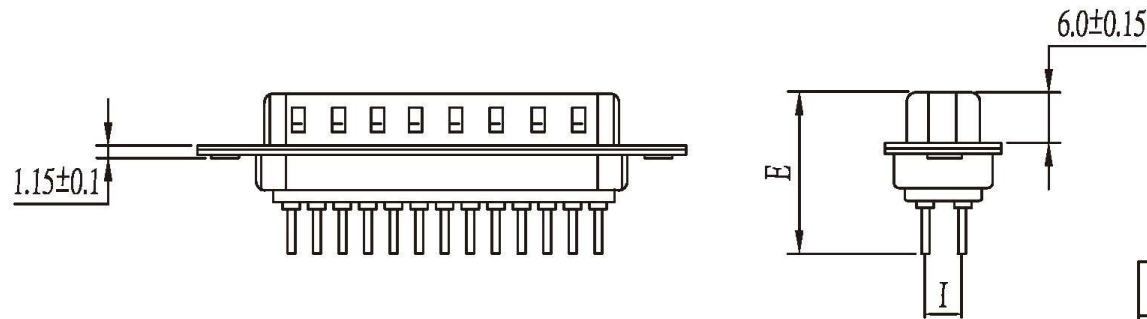
Note:

1.Material:

- 1.1 Insulator: High temperature thermoplastic with g.f,UL94v-0
- 1.2 Contact: Copper alloy,t=0.20mm
- 1.3 Shell: Spcc,t=0.30mm

2.Specification:

- 2.1 Current rating: 1 A Max.
- 2.2 Dielectric withstanding voltage: 750 V(ac) for 1 min.
- 2.3 Contact resistance: 30 mΩ Max.
- 2.4 Insulation resistance: 1000 MW Min.
- 2.5 Total mating force: 7.0 Kgf Max.
- 2.6 Total unmating force: 1.5 Kgf Min.
- 2.7 Temperature range: -55°C~85°C



PC BOARD LAYOUT

PART NO	A±0.25	B±0.20	C±0.20	D±0.20	E±0.30	F±0.25	G±0.25	H±0.05	I±0.10
DD-PG-09	30.81	24.99	16.92	8.38	16.9		12.55	2.77	2.84
DD-PG-15	39.25	33.32	25.25	8.38	16.9		12.55	2.77	2.84
DD-PG-19	44.80	38.86	30.6	8.38	16.9		12.55	2.77	2.84
DD-PG-23	50.30	44.3	35.9	8.38	16.9		12.55	2.77	2.84
DD-PG-25	53.04	47.04	38.96	8.38	16.9		12.55	2.77	2.84
DD-PG-37	69.50	63.50	55.42	8.38	16.9		12.55	2.77	2.84

All Connectors

www.allconnectors.de
 Tel.: 0049 711 7009503
 70794 Filderstadt - Germany

info@allconnectors.de
 Fax: 0049 711 7009504
 Kettnerstr. 25

RoHS Compliant

DRAWING BY CY
 CHECKED BY GENIUS
 UNIT/mm SCALE 1:1
 DATE
 SIZE A4

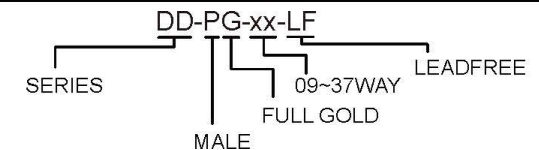
TOLERANCES ARE

X ±
 .X ± 0.30
 .XX ± 0.20
 .XXX ± 0.10
 ANG ±

PJECTION



ORDER INFORMATION



DESCRIPTION: D-SUB P.C.B SOLDER MALE