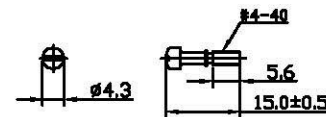
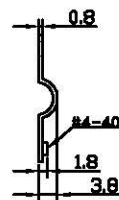
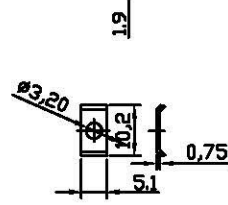
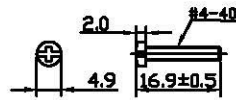
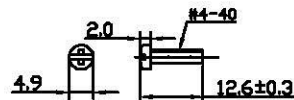
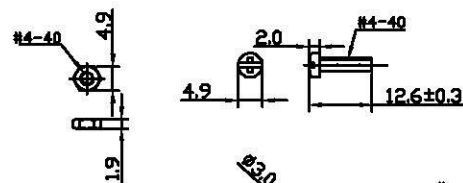
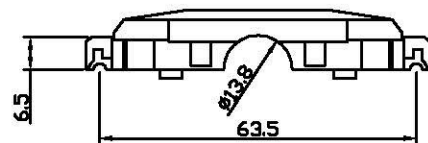
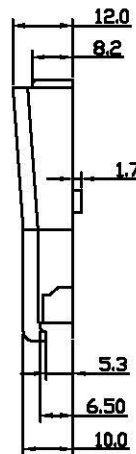
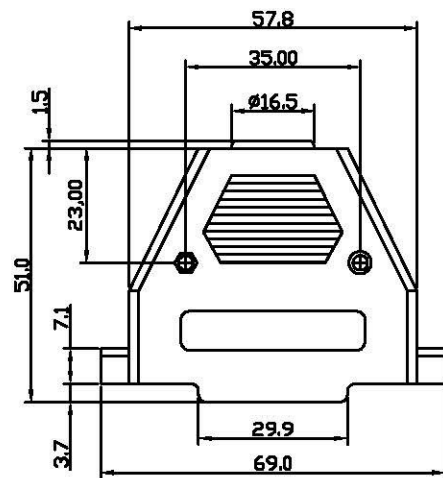


THE INFORMATION CONTAINED IN THIS DOCUMENT IS PROPRIETARY TO Y-S ELECTRONIC, ANY REPRODUCTION IN PART OR WHOLE WITHOUT PRIOR WRITTEN APPROVAL OR AUTHORIZATION OF Y-S ELECTRONIC IS STRICTLY PROHIBITED.

RoHS COMPLIANT

REVISIONS				
REV	ECN NO.	DESCRIPTION	APPROVED BY	DATE



Product Specification

Material

Hood :ABS thermoplastic UL94V-0 rates
UL94V-0 rates
Screwlock :Steel, 100u' min Tin Plated.

Ordering Information

158 - $\frac{XX}{a} \frac{X}{b} \frac{X}{c} \frac{X}{d} \frac{X}{e}$

- a. No. of Pins
- b. Shell Type
 - 0: Plastic
 - 1: Nickel plate metalized
 - 2: Metal Hood(CDie Cast)
- c. Screw Type
 - 1: Short screws with #4-40 unc
 - 2: Long screws with #4-40 unc
 - 3: Short screws with M3
 - 4: Long screws with M3
- d. Insulator Color
 - 1: Black
 - 2: Gray
 - 3: Beige
 - 4: Platinum
- e. Cable Entry
 - 1: 180°
 - 2: 90°
 - 3: 45°

DO NOT SCALE DRAWING

Short Screw type
37pin type only

DIMENSIONS: <input type="checkbox"/> MM (INCH) <input type="checkbox"/> INCH (mm) <input checked="" type="checkbox"/> MM ONLY		CAD GENERATED DRAWING, DO NOT MANUALLY UPDATE	
UNLESS OTHERWISE SPECIFIED, GENERAL TOLERANCE: DECIMALS X: ±0.38 [0.015] .X: ±0.25 [0.010] .XX: ±0.13 [0.005]		DRAWN BY AND DATE JAY ZHANG 04-09-08	
ANGLES X°: ±3° .X°: ±1.0°		CHECKED BY AND DATE JUSTIN XING 04-09-08	
MATERIAL		APPROVED BY AND DATE MICHAEL HUANG 04-09-08	
FINISH		THIRD ANGLE PROJECTION	
SCALE: 1:1		SIZE: A3	

All Connectors	
www.allconnectors.de Tel.: 0049 7141 482240 70798 Filzschwanz, Germany	Info@allconnectors.de E-Mail: 0049 7141 482240 www.allconnectors.de
TITLE 158 SERIES D-SUB COVER	
DRAWING NO. 158-37X1XX	REV A
FILE NO:	SHEET 4 OF 8