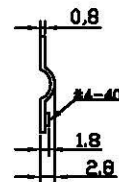
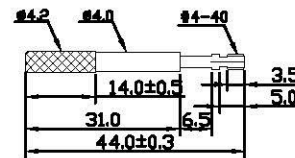
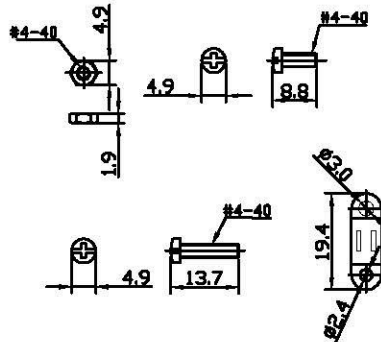
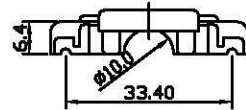
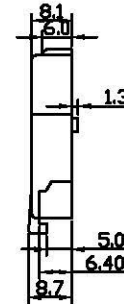
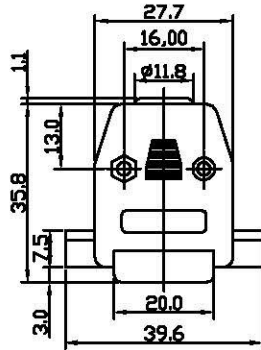


THE INFORMATION CONTAINED IN THIS DOCUMENT IS PROPRIETARY TO Y-S ELECTRONIC, ANY REPRODUCTION IN PART OR WHOLE WITHOUT PRIOR WRITTEN APPROVAL OR AUTHORIZATION OF Y-S ELECTRONIC IS STRICTLY PROHIBITED.

RoHS COMPLIANT

REVISIONS

REV	ECN NO.	DESCRIPTION	APPROVED BY	DATE



Product Specification

Material

Hood :ABS thermoplastic UL94V-0 rates
 UL94V-0 rates
 Screwlock :Steel, 100u' min Tin Plated.

Ordering Information

158 - $\frac{XX}{a} \frac{X}{b} \frac{X}{c} \frac{X}{d} \frac{X}{e}$

- a. No. of Pins
- b. Shell Type
 - 0: Plastic
 - 1: Nickel plate metalized
 - 2: Metal Hood(CDie Cast)
- c. Screw Type
 - 1: Short screws with #4-40 unc
 - 2: Long screws with #4-40 unc
 - 3: Short screws with M3
 - 4: Long screws with M3
- d. Insulator Color
 - 1: Black
 - 2: Gray
 - 3: Beige
 - 4: Platinum
- e. Cable Entry
 - 1: 180°
 - 2: 90°
 - 3: 45°

DO NOT SCALE DRAWING

Long Screw type
 15pin type only

DIMENSIONS: <input type="checkbox"/> MM [INCH] <input type="checkbox"/> INCH [mm] <input checked="" type="checkbox"/> MM ONLY	CAD GENERATED DRAWING, DO NOT MANUALLY UPDATE		
	UNLESS OTHERWISE SPECIFIED, GENERAL TOLERANCE: DECIMALS ANGLES .X ±0.38 [0.015] X° ±3° .X ±0.25 [0.010] .X° ±1.0° .XX ±0.13 [0.005]	DRAWN BY AND DATE JAY ZHANG 04-09-08	CHECKED BY AND DATE JUSTIN XING 04-09-08
MATERIAL	APPROVED BY AND DATE MICHAEL HUANG 04-09-08	THIRD ANGLE PROJECTION 	DRAWING NO. 158-15X2XX
FINISH	SCALE: 1 : 1	SIZE: A3	FILE NO.: SHEET 6 OF 8

REV
 A