SWITCH CIRCUIT	
WHEN CARD IS EJECTED	WHEN CARD IS INSERTED

MATERIAL AND FINISH AS BELOW					
A	Housing	LCP UL94V-0, Color:Ivory	E		
B	Contact	Brass C2680, Gold Plated Over Nickel	F		
C	Holddown	Brass C2680, Tin Plated	G		
D			H		

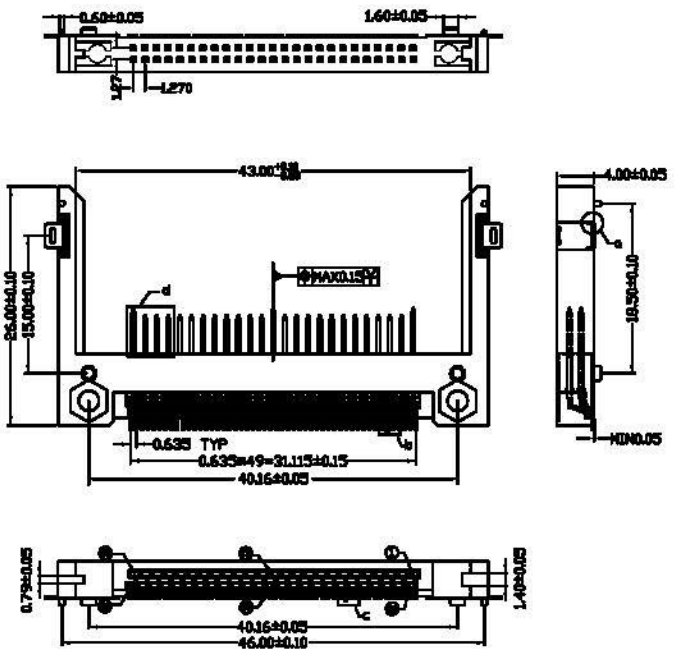

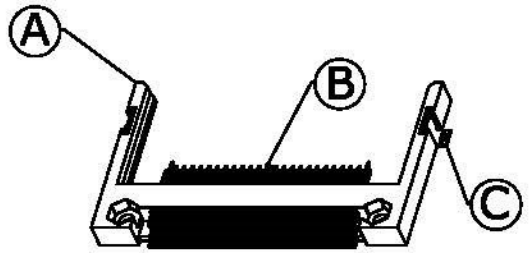

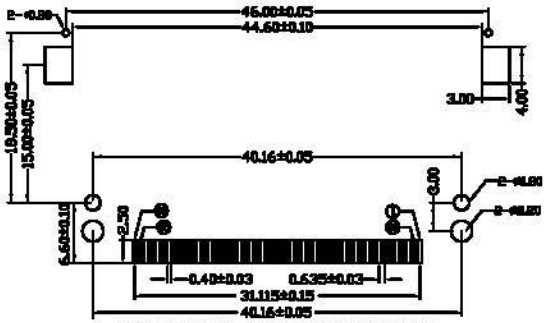

RECOMMENDED UPPER BOARD P.C.B LAYOUT

SPECIFICATION:

1. ELECTRICAL
- 1.1 Current Rating: 0.5AMP
- 1.2 Voltage Rating: 100VAC
- 1.3 Contact Resistance: 40mΩ
- 1.4 Insulation Resistance: 1000MΩ
- 1.5 Dielectric Withstanding Voltage: 500VAC for 1 minute

2. MECHANICAL
- 2.1 Durability: 10000Cycle
- 2.2 Insertion Force: 28.8N
- 2.3 Extraction Force: 4.9N

3. ENVIRONMENTAL
- 3.1 Operating temperature range: -40°C to +85°
- 3.2 Storage temperature range: -40°C to +85°

4. SOLDER ABILITY
- 4.1 Recommended IR Reflow Temperature: 260°C 10Sec

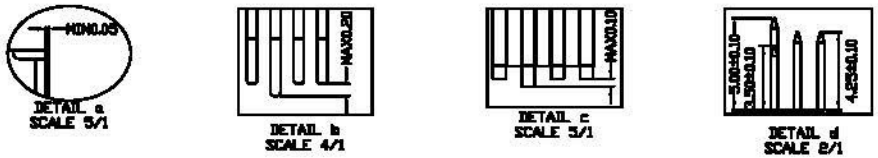

PIN NUMBER	DIM.L
25 26	3.50
ALL OTHER PINS	4.25
1 13 38 50	5.00

P1	P2	P3	P4	P5	P6	P7	P8	P9	P10	P11	P12

PIN ASSIGNMENT

PRODUCT NO.	DESCRIPTION
101D-TAAA-R01	CF Socket Slim Type Peg:40.16,Contact Area:Gold Flash

UNLESS OTHERWISE SPECIFIED TOLERANCE		
ANGLES	ANG.	±5°
LINEAR	0.	±0.3
	0.0	±0.25
	0.00	±0.20
SCALE	AS SHOWED	UNIT: mm
DRAWN	Willis	2012/11/13
CHECKED	Angel	2012/11/13
APPROVED	Ken	2012/11/13

All Connectors
www.allconnectors.de info@allconnectors.de
Tel: 0049 711 7002503 Fax: 0049 711 7002504
70794 Filderstadt - Germany Kettenwerstr. 25

DRAWN NAME: CF Slim Type Socket Locating Peg:40.16

PRODUCT NO. 101D-TAAA-R01

FILE NAME 101D-TAAA-R01_B_1

SIZE A4 REV. 1.0

REV.	DESCRIPTION	DATE	REV.	DESCRIPTION	DATE
3	Revise:				
2	Revise:				
1	Revise:				