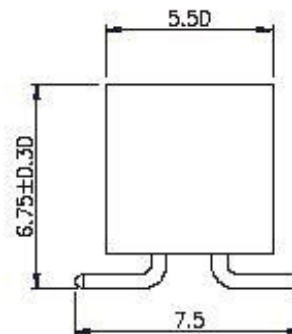
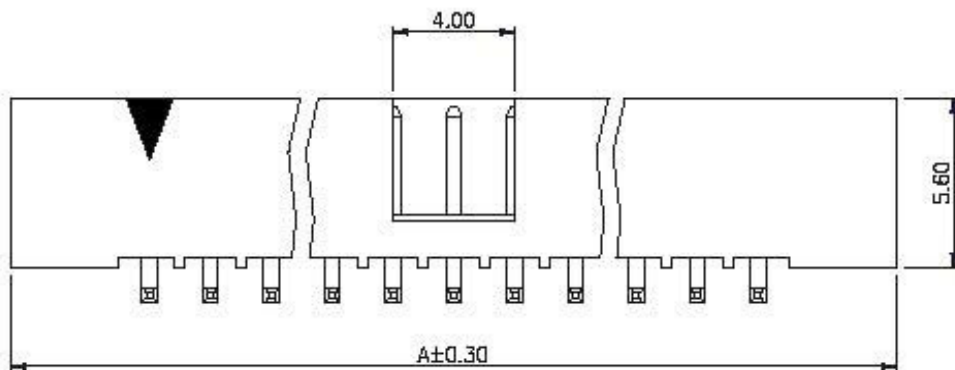


PCB Layout
(Top View)



Dimension			
Pos.	A	B	C
06	13.20	12.10	4.00
08	15.20	14.10	6.00
10	17.20	16.10	8.00
12	19.20	18.10	10.00
14	21.20	20.10	12.00
16	23.20	22.10	14.00
18	25.20	24.10	16.00
20	27.20	26.10	18.00
22	29.20	28.10	20.00
24	31.20	30.10	22.00
26	33.20	32.10	24.00

Dimension			
Pos.	A	B	C
28	35.20	34.10	26.00
30	37.20	36.10	28.00
32	39.20	38.10	30.00
34	41.20	40.10	32.00
36	43.20	42.10	34.00
40	47.20	46.10	38.00
44	51.20	50.10	42.00
50	57.20	56.10	48.00
60	67.20	66.10	58.00
64	71.20	70.10	62.00
68	75.20	74.10	66.00

All Connectors

www.allconnectors.com
 Tel: +353 (0) 23 886043
 Email: info@allconnectors.com

RoHS Compliant

DRAWING BY CY
 CHECKED BY GENIUS
 UNIT / mm SCALE 1:1
 DATE
 SIZE A4

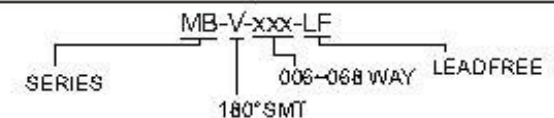
TOLERANCES ARE

X±
 X±
 JXX±
 JXX±
 ANG±

PROJECTION



ORDER INFORMATION



DESCRIPTION: 2.00mm Box Header PCB Surface Mount Type Dual Rows