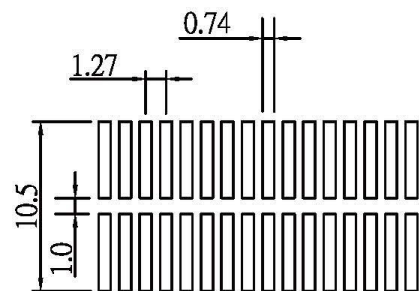


Circuits	Dimension	
	A	B
08	3.81	13.10
10	5.08	14.37
20	11.43	20.72
26	15.24	24.53
30	17.78	27.07
34	20.32	29.61
40	24.13	33.42
44	26.67	35.96
50	30.48	39.77
60	36.83	46.12
68	41.91	51.20
80	49.53	58.82
100	62.23	71.52



P.C.Board Layout

Contract:

Contact: Brass.

Insulator: Nylon 6T.

Finish: Gold flash plated over nickel.

**Allconnectors**

www.allconnectors.de  
Tel.: 0049 711 7009503  
70794 Filderstadt - Germany

info@allconnectors.de  
Fax: 0049 711 7009504  
Kettenerstr. 25

**RoHS Compliant**

DRAWING BY CY

CHECKED BY GENIUS

UNIT/ mm

SCALE 1 : 1


DATE

SIZE A4

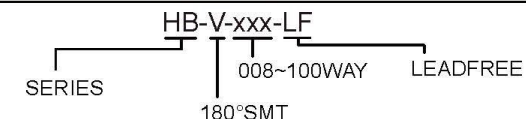
TOLERANCES ARE

X ±  
X ± 0.30  
.XX ± 0.20  
.XXX ±  
ANG ± 3°

PROJECTION



ORDER INFORMATION



DESCRIPTION: BOX HEADER 1.27\*2.54mm SMT S/T TYPE, SINGLE ROW