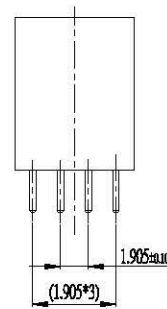
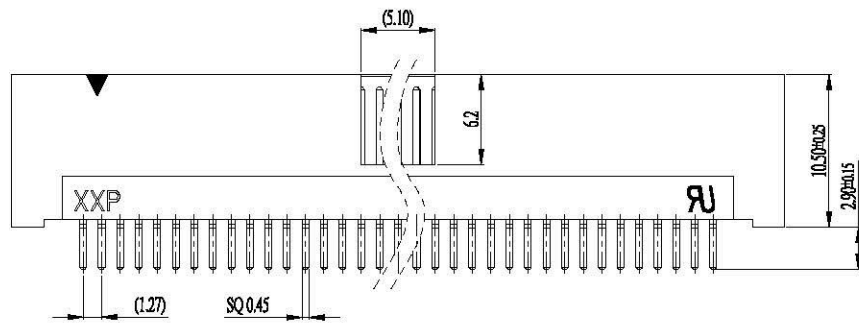



Material :
 Insulator : PA-6T (UL94V-0);
 Contact : Phosphor Bronze or Brass;
 Contact Plated : Gold or Tin over Nickel.
 Electrical Characteristics:
 Current Rating : 1 Amp;
 Withstanding Voltage : AC 500V r.m.s. ;
 Insulation Resistance : 1000 Megohms Minimum at DC 500V;
 Operating Temperature : -44 °C~105 °C.

備注:
 1. "*"標記為重點檢驗尺寸;加括號尺寸為參考尺;
 2. 未標示公差之尺寸參考公差表;
 3. 所有成品插板針腳100%過孔規。



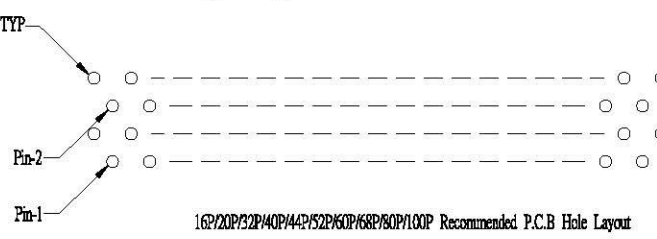
HB-D4-xxx-LF
 LEADFREE
 RoHS Compliant

No. of contacts	Dimension		
	DIM.A	DIM.B	DIM.C
10 Pin	5.08	12.65	14.85
16 Pin	8.89	16.46	18.66
20 Pin	11.43	19.00	21.20
26 Pin	15.24	22.81	25.01
30 Pin	17.78	25.35	27.55
32 Pin	19.05	26.62	28.82
34 Pin	20.32	27.89	30.09
40 Pin	24.13	31.70	33.90
44 Pin	26.67	34.24	36.44
50 Pin	30.48	38.05	40.25
52 Pin	31.75	39.32	41.52
60 Pin	36.83	44.40	46.60
68 Pin	41.91	49.48	51.68
70 Pin	43.18	50.75	52.95
80 Pin	49.53	57.10	59.30
100 Pin	62.23	69.80	72.00



10P/26P/30P/34P/50P/70P Recommended P.C.B Hole Layout

單數pin



16P/20P/32P/40P/44P/52P/60P/68P/80P/100P Recommended P.C.B Hole Layout

雙數pin

All Connectors

www.allconnectors.de
 Tel.: 0049 711 7009008
 70754 Filderstadt Germany

info@allconnectors.de
 Fax: 0049 711 7009001
 Kollernstr. 25

PART NO. HB-D4-xxx

DWG NO. HB-D4-xxx

FILE NO.

UNIT / mm

SCALE 1:1

CHECKED BY CY

DRAWING BY

PROJECTION

TOLERANCES ARE

.X ± 0.2
 .XX ±
 .XXX ±
 AWG

DESCRIP TION:	AREA	REVISIONS	HK	DATE