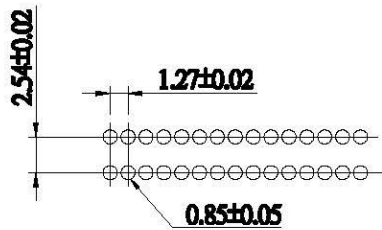
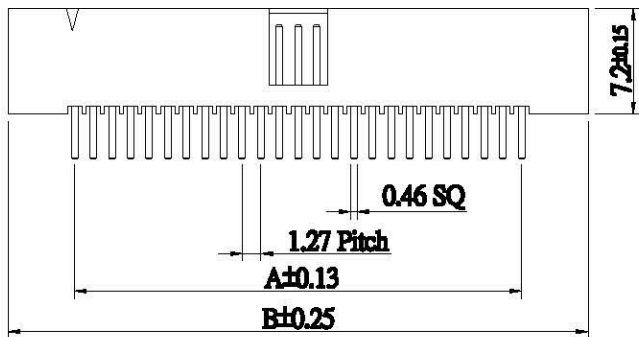
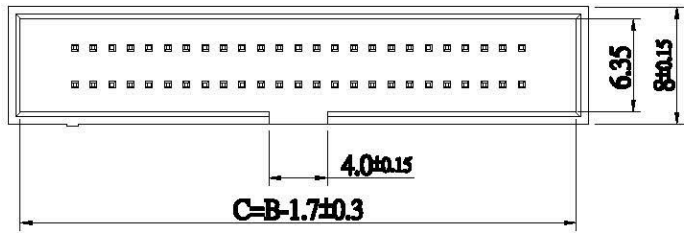
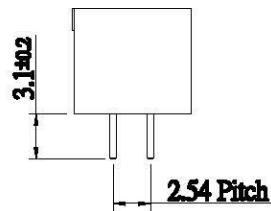
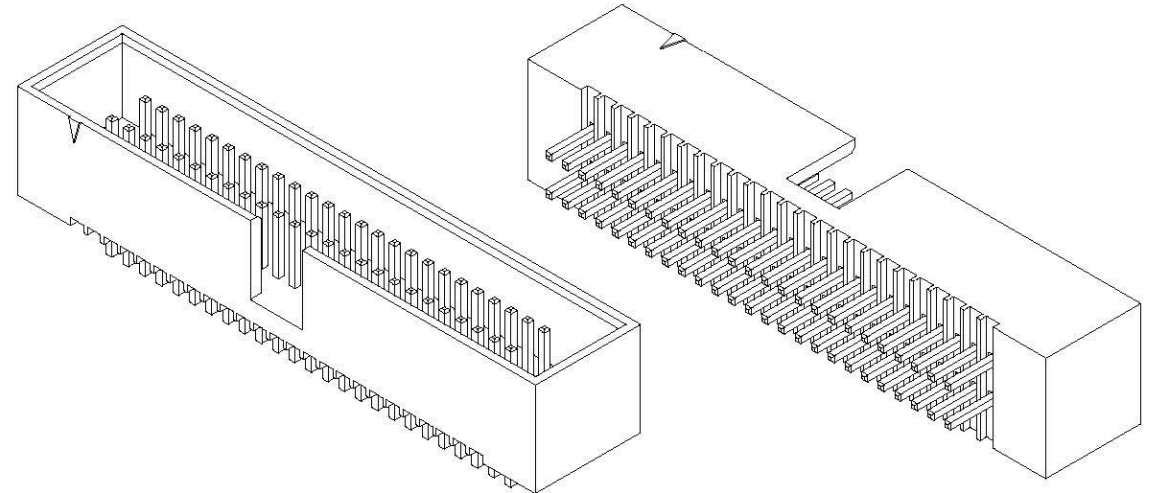


1 2 3 4 5 6 7 8 9 0

J  
I  
H  
G  
F  
E  
D  
C  
B  
A



**P.C.Board Layout**



**Contract:**  
**Contact: Brass.**  
**Insulator: Nylon 6T.**  
**Finish: Gold flash plated over nickel.**

Circuits	Dimension	
	A	B
20	11.43	20.30
26	15.24	24.11
30	17.78	26.65
34	20.32	29.19
40	24.13	33.00
50	30.48	39.35
60	36.83	45.70
68	41.91	50.78
80	49.53	58.40
100	62.23	71.10

**HB-D2-xxx-LF**  
**LEADFREE**

**RoHS Compliant**

**All Connectors**

www.allconnectors.de  
 Tel.: 0049 711 709503  
 70794 Filderstadt Germany

info@allconnectors.de  
 Fax: 0049 711 709504  
 Kottbusstr. 25

PART NO. HB-D2-xxx

DWG NO. HB-D2-xxx

FILE NO.

UNIT / mm

SCALE 1:1

CHECKED BY CY

DRAWING BY

PROJECTION

TOLERANCES ARE

.X ± 0.2  
 .XX ±  
 .XXX ±  
 AWG

DESCRIPTION:

AREA

REVISIONS

HK

DATE