

Circuits	Dimension	
	A	B
6	2.54	8.84
10	5.08	11.38
12	7.62	13.92
14	19.2	15.19
16	8.89	16.46
20	11.43	19.00
26	15.24	22.81
30	17.78	25.35
34	20.32	27.89
40	24.13	31.70
44	26.67	34.24
50	30.48	38.05
60	36.83	44.40
64	39.37	46.94
68	41.91	49.48
80	49.53	57.10
100	62.23	68.90

Contract:
 Contact: Brass.
 Insulator: LCP.
 Finish: Gold flash plated over nickel.

P.C. Board Layout

All Connectors

www.allconnectors.de
 info@allconnectors.de
 Tel.: 0049 711 7009503
 Fax: 0049 711 7009504
 70794 Filderstadt - Germany
 Kettenerstr. 25


RoHS Compliant

DRAWING BY CY
 CHECKED BY GENIUS
 UNIT/ mm SCALE 1 : 1
 DATE
 SIZE A4

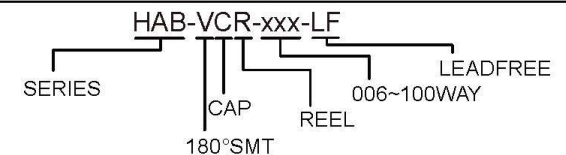
TOLERANCES ARE

X ±
 .X ±
 .XX ±
 .XXX ±
 ANG ±

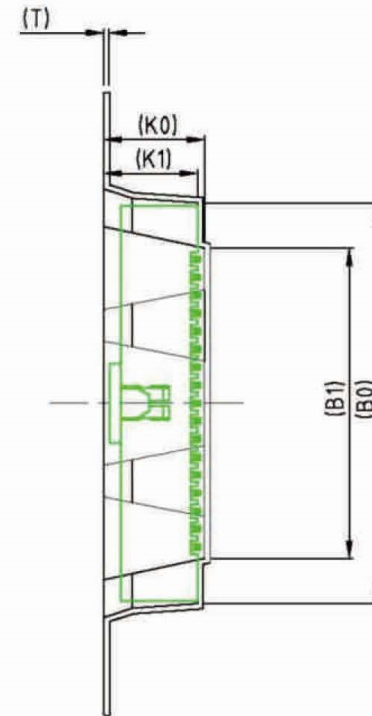
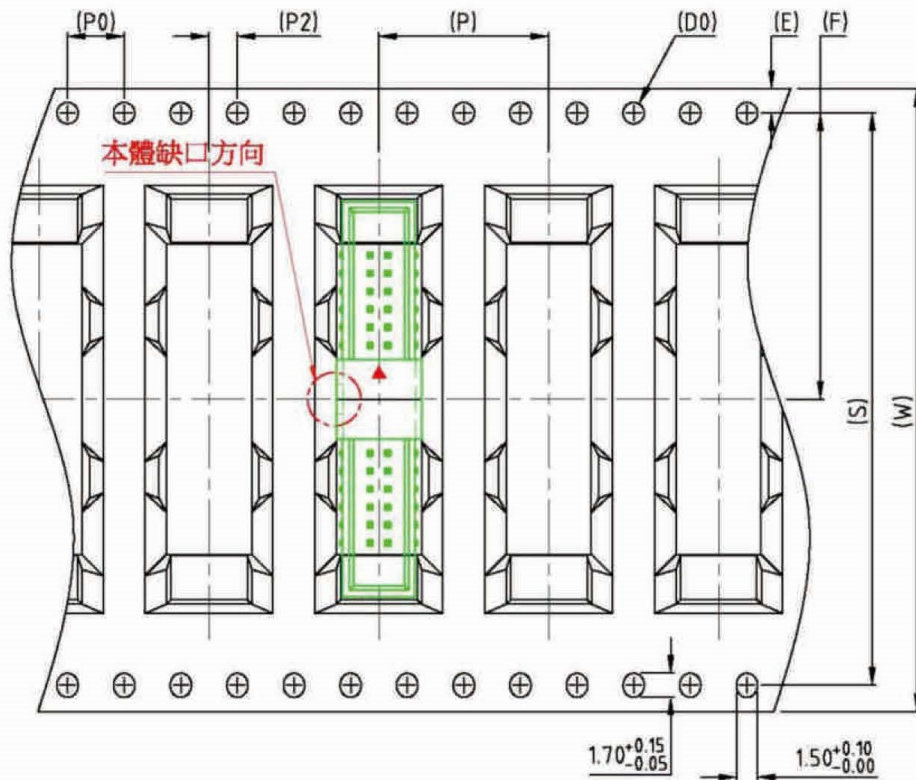
PROJECTION



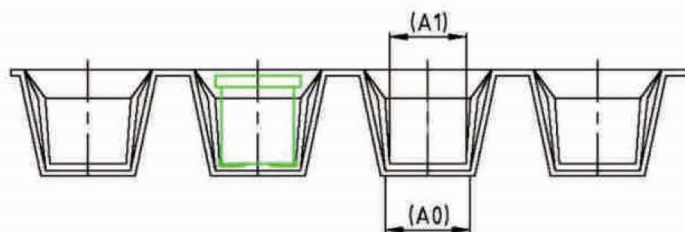
ORDER INFORMATION



DESCRIPTION:



※零件帽凸朝左，請注意CAP方向



W	44.00±0.30	P	12.00±0.10	A0	6.00±0.10	B0	28.30±0.10
S	40.40±0.10	P0	4.00±0.10	A1	5.40±0.10	B1	21.90±0.10
E	1.75±0.10	P2	2.00±0.15	A2		B2	
F	20.20±0.15	D0	∅1.50±0.10	K0	7.10±0.10		
T	0.40±0.05	D1		K1	6.60±0.10	COLOR : BK/ANT	

Allconnectors
 www.allconnectors.de
 Tel.: 0049 711 7009503
 70794 Filderstadt - Germany


RoHS Compliant

DRAWING BY CY
 CHECKED BY GENIUS
 UNIT / mm SCALE 1 : 1
 DATE
 SIZE A4

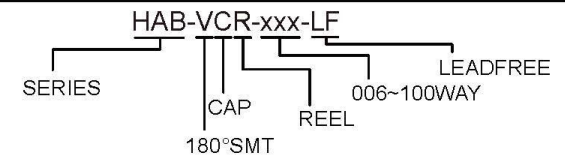
TOLERANCES ARE

X ±
 X ±
 .XX ±
 .XXX ±
 ANG ±

PROJECTION



ORDER INFORMATION



DESCRIPTION: 34 PIN REEL