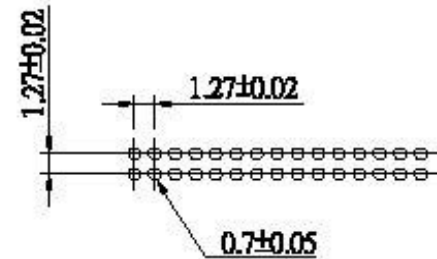
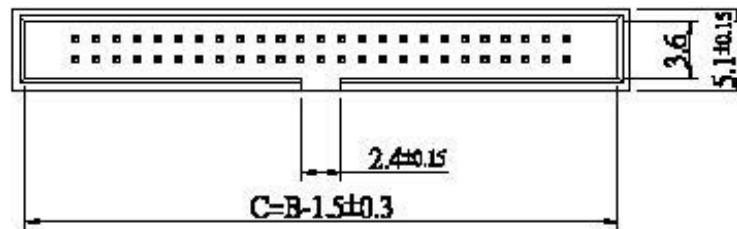
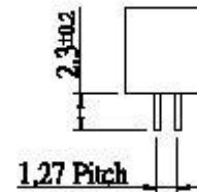
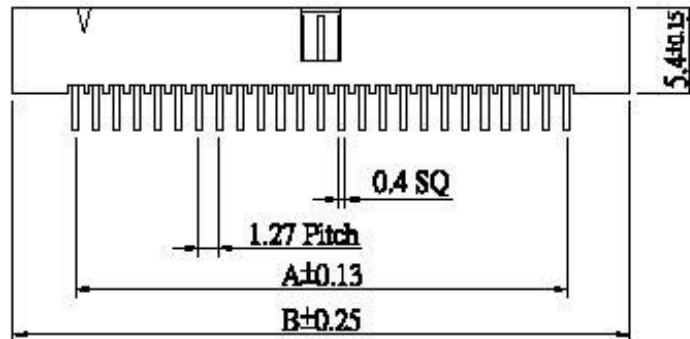


Contact:
 Contact: Brass.
 Insulator: LCP.
 Finish: Gold flash plated over nickel.



P.C. Board Layout



Circuits	Dimension	
	A	B
6	2.54	10.11
8	3.81	11.38
10	5.08	12.65
12	6.35	13.92
14	7.62	15.19
16	8.89	16.46
20	11.43	19.00
24	13.97	21.54
26	15.24	22.81
30	17.78	25.35
34	20.32	27.89
40	24.13	31.70
44	26.67	34.24
50	30.48	38.05
60	36.83	44.40
64	39.37	46.94
68	41.91	49.48
80	49.53	57.10
100	62.23	68.90

RoHS Compliant

All Connectors

www.allconnectors.de
Tel: 0049 410 42590
72941 Eichefeld, Germany

info@allconnectors.de
Est. 1974
Güterstraße 35

TOLERANCES ARE

X ±
XX ±
XXX ±
ANG ±

DRAWING BY CY
CHECKED BY GENIUS
UNIT / mm SCALE 1:1
DATE
SIZE A4 PROJECTION



ORDER INFORMATION

HAB-D-xxx-LF

SERIES | 06-100WAY | LEADFREE

DIP 180°

DESCRIPTION: 1.27-1.27 Pitch Box Header Straight