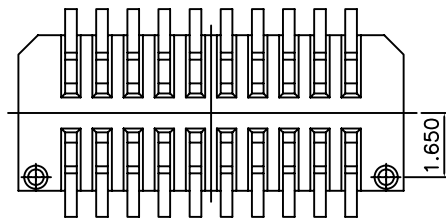
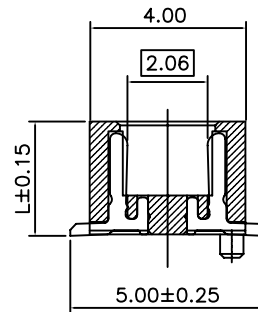
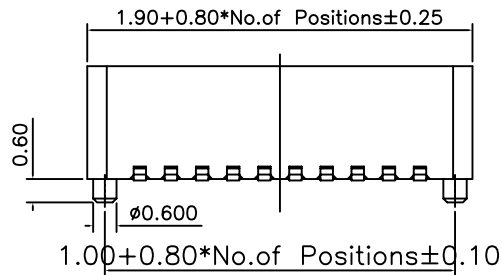


RECOMMENDED P.C.BOARD LAYOUT



Specifications

Current Rating: 0.5Amp
 Insulation Resistance: 1000MΩ Min.
 Dielectric Withstanding: 300V AC
 Contact Resistance: 20mΩ Max.
 Operating Temperature: -40°C to +105°C

Materials

Contact Material: Phosphor Bronze
 Insulation Material: Polyester, UL 94V-0 PA46
 All materials must be GP materials

F/M ASSEM HEIGHT	PART NO.	L
4.00H	BFESV45-XX XX 01X	2.90
4.50H		
5.00H		
5.50H	BFESV56-XX XX 01X	3.40
6.00H		
6.50H		
7.00H	BFESV70-XX XX 01X	3.90

Ordering Information

BFESVX - XX XX 01 X

No. of Pins Per Row: 04-25
 Standard Plating: 01=Gold Flash, 02=Gold 3U", 11=Tin, XX=Select Plating
 Packing: T=Tube, TP=Tape Reel

GENERAL TOLERANCE	ANGLE TOLERANCE	DESIGN DATE	All Connectors	
X. ±	X°. ±5'	Andy2008.08.12	www.allconnectors.eu info@allconnectors.eu Tel. +49 (0)711 / 358 110 20 Fax +49 (0)711 / 358 110 25	
.X ±0.38	.X° ±2'	CHECK DATE	FILE NAME (品名)	0.8mm Bord To Bord Female
.XX ±0.25	.XX° ±1'	APPRO. DATE	PART NO (料号)	BFESVX-XXXX01X
.XXX ±0.13	.XXX° ±0.5'	A4	DRAWING NO.(图号)	BFESVX-01
UNIT:mm	SCALE 1:1	SHEET: 1 of 1		REV.AO