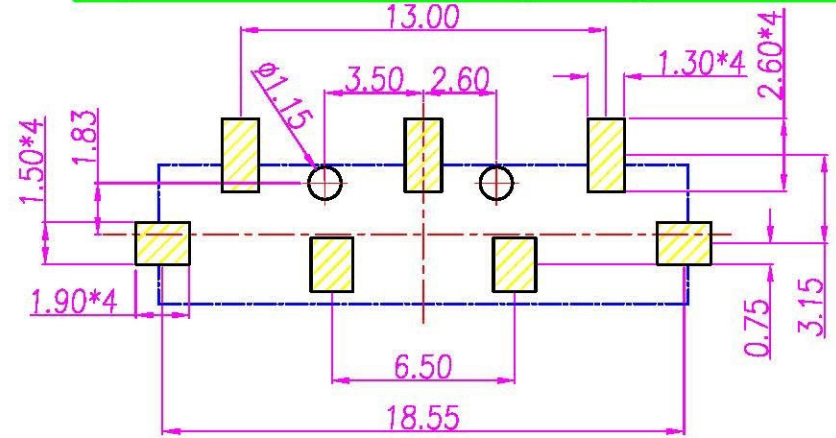
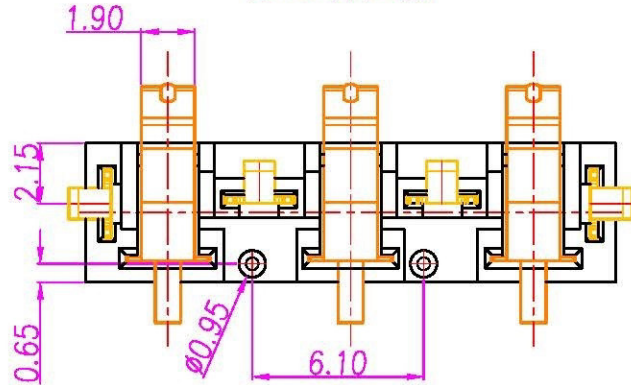
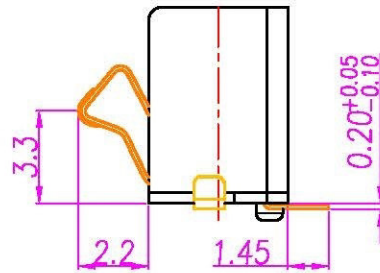
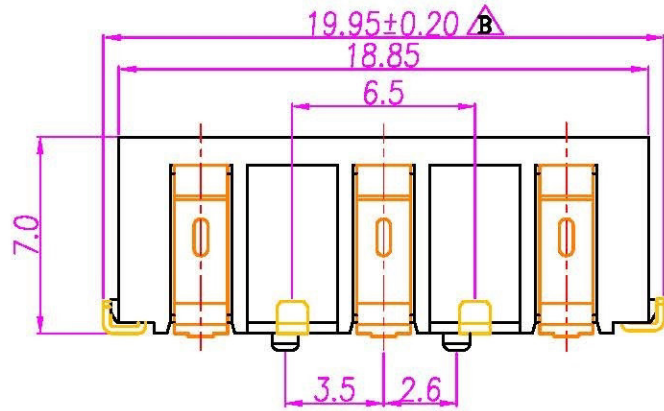
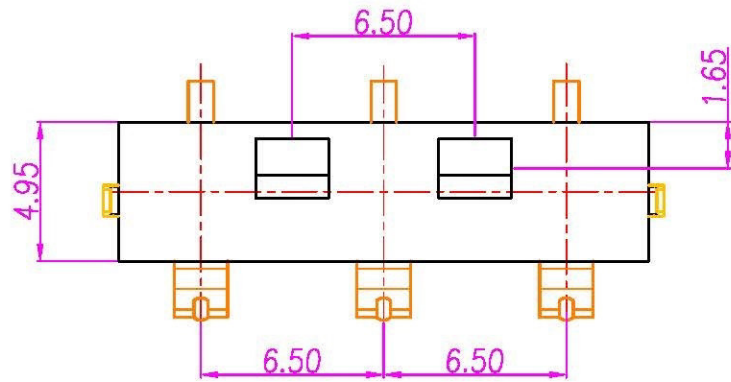


This document is the property of Nan-Yeong Corporation and is delivered on the express condition that it is not to be disclosed, reproduced or used, in whole or in part, for manufacture or sale by anyone other than Nan-Yeong Corporation without its prior consent, and that no right is granted to disclose or to use any information in this document.

# CUSTOMER DRAWING

REV.	DESCRIPTION	APPROVED BY	DATE	ECN NO.
A	RELEASE	Fido Weng	09/03/08*	
B	CHANGE TOLERANCE	Emily Suen	27/10/11*	
C				



## RECOMMENDED P.C.B LAYOUT

### NOTE :

#### 1. MATERIAL :

- 1-1. HOUSING : LCP UL94V-0 ; COLOR : SEE TABLE A
- 1-2. CONTACT : PHOSPHOR BRONZE
- 1-3. GROUND : PHOSPHOR BRONZE

#### 2. FINISH :

- 2-1. CONTACT : CONTACT AREA: SEE TABLE A  
UNDER PLATE : NICKEL
- 2-2. GROUND : BRIGHT TIN 60u" ~ 100u" OVER ALL

#### 3. ELECTRICAL SPECIFICATION :

- 3-1. Rated current : 1.5A
- 3-2. Voltage : 125V

#### 4. Environmental :

- 4-1. Operation Temperature : -40°C~105°C

TABLE A

P/N	HOUSING COLOR	CONTACT AREA PLATE
HO-03F2-17	黑色	≥15u"
HO-03F2-15	黑色	≥30u"
HO-03F2-02	白色	≥30u"

DRAWN	Jen Xie	APPEND	Fido Weng	UNIT	MM	TOLERANCE	X ±0.20 XX ±0.10 XXX ±0.05 XXXX ±0.03 ANGULA ±1°	TITLE	3PIN 连接器	SHEET	1
CHKED	Emily Suen			SCALE	1:1			PART NO.	HO-03F2-02	VERSION	A
								DWG NO.	QC1927		

**All Connectors**  
 www.allconnectors.com  
 Tel: 0075 711 708503  
 40/94 Hilderstadt - Germany  
 info@allconnectors.com  
 Fax: 0075 711 708501  
 Kettnerstr. 25