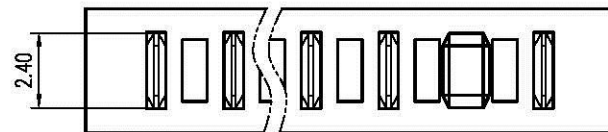
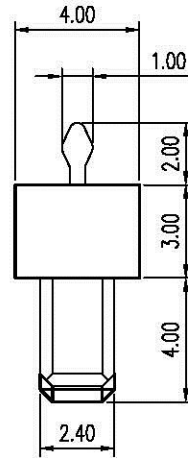
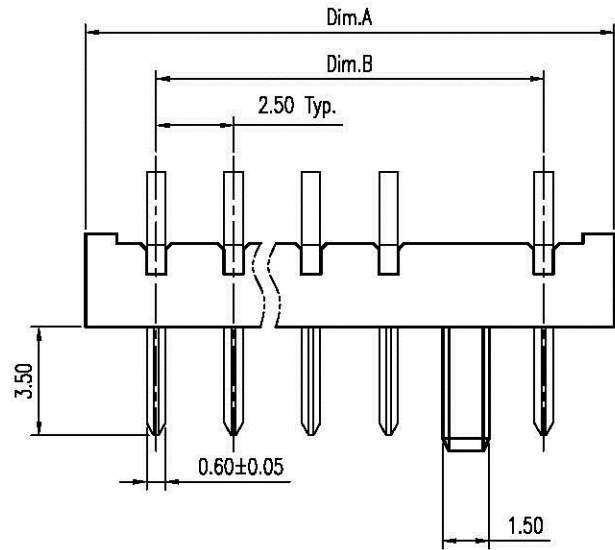


REV.	DESCRIPTION	ECN NO.	DATE	DRAWER
A	New Release		11/14/2006	Alan



**Notes:**

- Material :  
Housing : Thermoplastic UL 94V-0, Black  
Terminal : Copper Alloy
- Finish :  
Terminal : Selected Gold on Contact Area, Gold Flash on Solder Tails, Both Over 50u"  
Min. Ni Under-plated Overall

**3. Order Information :**

SB1-052 X 2-05T X

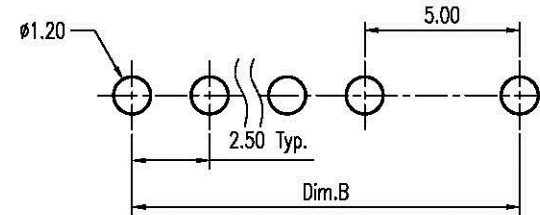
T: RoHS (for High Temperature)

**Amount of Pins**

- 4 : 4 Pins
- 5 : 5
- 9 : 9 Pins

**Plating**

- 2 : 2u" Min. Gold on Contact Area
- 3 : 5u" Min. Gold on Contact Area
- 8 : 30u" Min. Gold on Contact Area



**Recommended P.C.B. Layout**  
Layout Tolerance = ± 0.05 mm

Part No.	Dim.	Amount of Pins	Dim.A	Dim.B
TSB1-05242-05TX	4		14.55	10.00
TSB1-05252-05TX	5		17.05	12.50
TSB1-05262-05TX	6		19.55	15.00
TSB1-05272-05TX	7		22.05	17.50
TSB1-05282-05TX	8		24.55	20.00
TSB1-05292-05TX	9		27.05	22.50

DIMENSION IN mm [inch]			
Tolerance unless otherwise specified			
X.	± --	X.'	± 10'
X.X	± 0.38	X.X'	± 5'
X.XX	± 0.25	X.XX'	± 2'
X.XXX	± 0.13	X.XXX'	±

**All Connectors**

www.allconnectors.us  
TEL: 0049 711 7089089  
70894 Hildersdorf Germany  
info@allconnectors.us  
FAX: 0049 711 7089024  
Kontakt@allconnectors.us

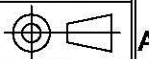
**CUSTOMER DRAWING**

Approver:

Checker:

Drawer: Alan

11/14/2006



Scale: 4 : 1

Size: A 4

Rev : A

Sheet: 1 / 1