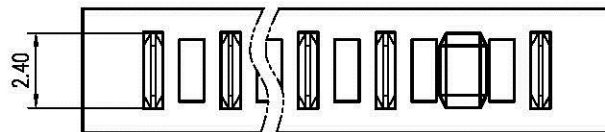
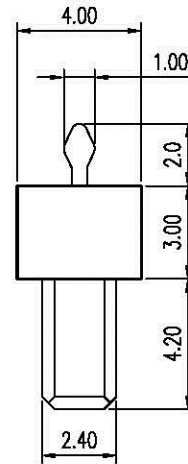
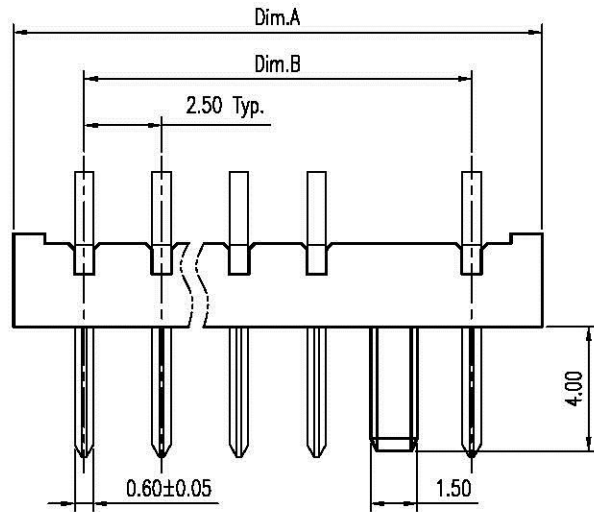


REV.	DESCRIPTION	ECN NO.	DATE	DRAWER
D	Modified by Customer Design	EC0503014	03/16/2005	Tom
E	Modified by Customer Design	EC0611018	11/09/2006	Kelly



Notes:

- Material :**
Housing : Thermoplastic UL 94V-0 ,Black
Terminal : Copper Alloy
- Finish :**
Terminal : Selected Gold on Contact Area,
Gold Flash on Solder Tails, Both Over
50u" Min. Ni Under-plated Overall

- Order Information :**
T SB1-052 X 2-04T X

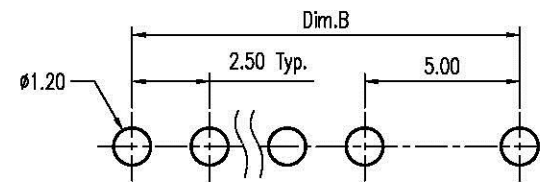
T: RoHS (for High Temperature)

Amount of Pins:

- 4 : 4 Pins
- 5
- 9 : 9 Pins

Plating Option:

- 2 : 2u" Min. Gold on Contact Area
- 3 : 5u" Min. Gold on Contact Area
- 8 : 30u" Min. Gold on Contact Area



Recommended P.C.B. Layout
Layout Tolerance = ± 0.05 mm

Dimension Information:

Part No.	Dim.	Amount of Pins	Dim.A	Dim.B
TSB1-05242-04TX	4		14.55	10.00
TSB1-05252-04TX	5		17.05	12.50
TSB1-05262-04TX	6		19.55	15.00
TSB1-05272-04TX	7		22.05	17.50
TSB1-05282-04TX	8		24.55	20.00
TSB1-05292-04TX	9		27.05	22.50

DIMENSION IN mm [inch]	
Tolerance unless otherwise specified	
X.	X.' ± 10'
X.X ± 0.38	X.X' ± 5'
X.XX ± 0.25	X.XX' ± 2'
X.XXX ± 0.13	X.XXX' ±

Allconnectors

www.allconnectors.de
Tel.: 0349 711 708503
Fax: 0349 711 708504
70 791 | Haldensleben - Germany
info@allconnectors.de
Rev: 02-18 711 708504
kellner@allconnectors.de

CUSTOMER DRAWING

Approver:

Checker:

Title **2.5mm Pitch Battery Conn. Male Type**

Dwg No. **TSB1-052X2-04TX**

File No. **PO3015**

Drawer: **Kelly**
11/09/2006

