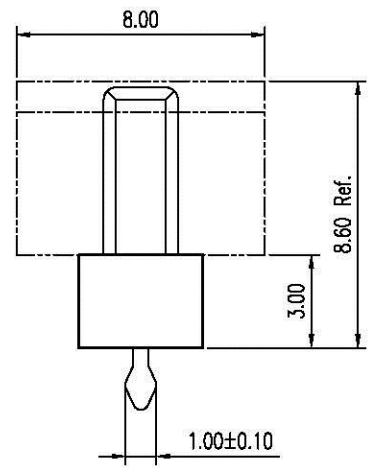
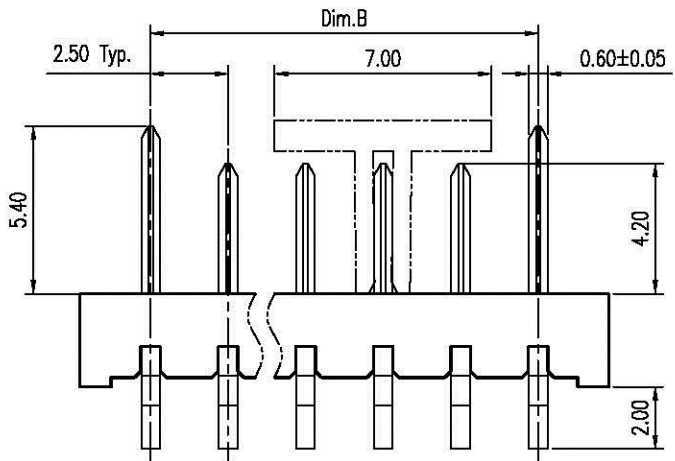
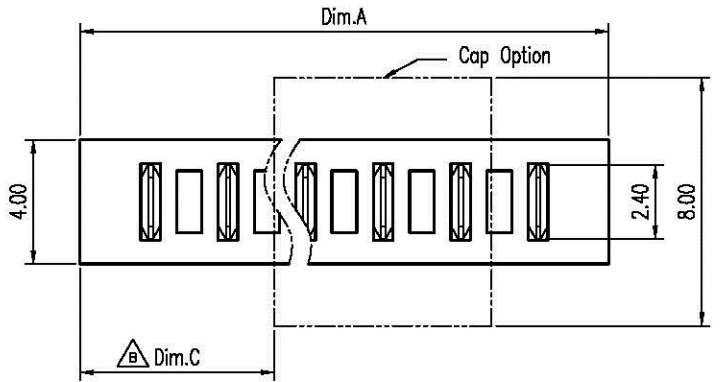


1 2 3 4 5 6 7

REV.	DESCRIPTION	ECN NO.	DATE	DRAWER
A	New Release		06/10/2010	Neal
B	Added Packing option \triangle_B X 5	EC1007017	07/23/2010	Neal



Dimension Information: \triangle_B

Part No.	Dim.	Amount of Pins	Dim.A	Dim.B	Dim.C
TSB1-05240-0PXXA	4	4	12.05	7.50	
TSB1-05250-0PXXA	5	5	14.55	10.00	3.775
TSB1-05260-0PXXA	6	6	17.05	12.50	6.275
TSB1-05270-0PXXA	7	7	19.55	15.00	6.275
TSB1-05280-0PXXA	8	8	22.05	17.50	8.775
TSB1-05290-0PXXA	9	9	24.55	20.00	8.775
TSB1-052A0-0PXXA	10	10	27.05	22.50	11.275

Notes:

- Material :
Housing : Thermoplastic UL 94V-0, Black
Terminal : Copper Alloy
 \triangle_B Cap: Thermoplastic, Black
- Finish :
Terminal : Selected Gold on Contact Area, G/F on Solder Tails, Both over 50u" Min. Ni Under-plated Overall
- Order Information :

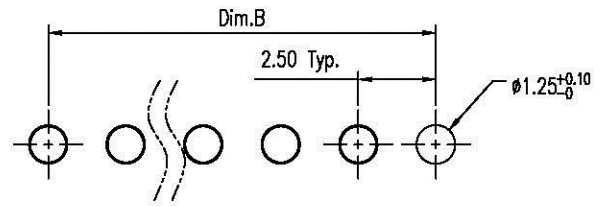
T SB1-052 X 0-OP X X A

T : RoHS(High Temperature)

Amount of Pins:
4 : 4 Pins
5
A : 10 Pins

\triangle_B Packing Option:
T : Tube
1 : Tube + Cap
2 : Reel + Cap

Plating Option:
2 : 2u" Min. Gold on Contact Area
3 : 5u" Min. Gold on Contact Area
8 : 30u" Min. Gold on Contact Area



Recommended P.C.B. Layout
Layout Tolerance = ± 0.05 mm

DIMENSION IN mm [inch]		Allconnectors		Title 2.5mm Pitch Battery Conn. Male Type					
Tolerance unless otherwise specified		www.allconnectors.de Tel: 0349 711 703563 70704 Filderstadt - Germany		Info@allconnectors.de Fax: 0349 711 703504 kretzma@tnt-25		Dwg No. TSB1-052X0-0PXXA \triangle_B			
X.	X.' $\pm 10'$	CUSTOMER DRAWING				Scale: 4 : 1			
X.X ± 0.38	X.X' $\pm 5'$					Dwg No. PO3015		Size: A 4	
X.XX ± 0.25	X.XX' $\pm 2'$					File No.		Rev : B	
X.XXX ± 0.13	X.XXX' \pm					Appraver:		Sheet: 1 / 1	
				Checker:		Drawer: Neal			
						07/23/2010			