

REV.	DESCRIPTION	ECN NO.	DATE	DRAWER
A	New Release		03/15/2005	Tom
B	Modified by Customer Design	EC0611018	11/09/2006	Kelly

Notes:

- Material :
Housing : Thermoplastic UL 94V-0, Black
Terminal : Copper Alloy
- Finish :
Terminal : Selected Gold on Contact Area,
G/F on Solder Tails, Both over
50u" Min. Ni Under-plated Overall
- Order Information :

T SB1-052 X 0-02T X

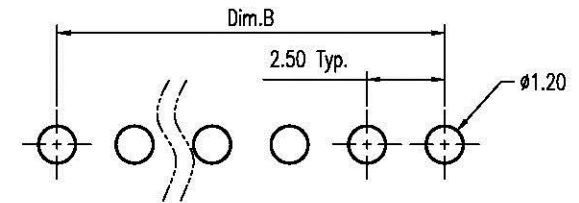
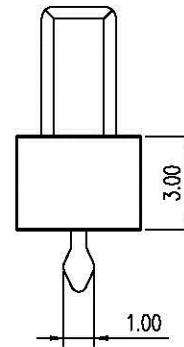
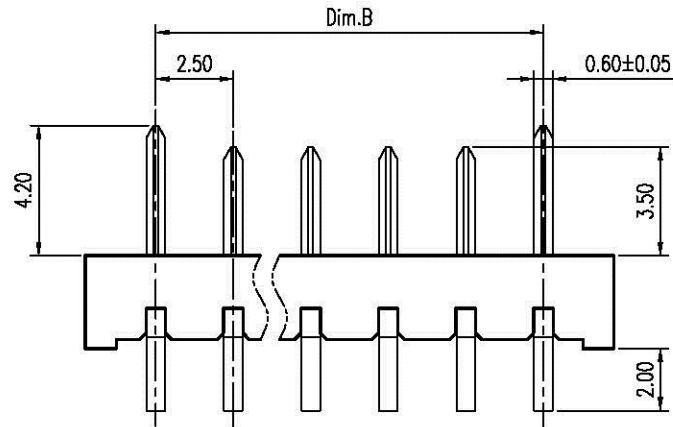
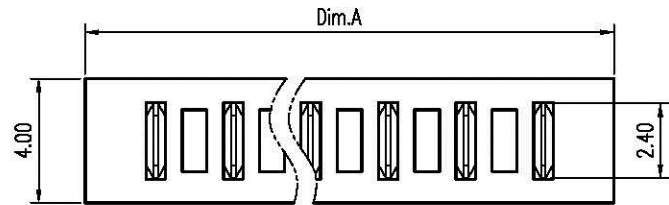
T : RoHS(High Temperature)

Amount of Pins:

- 4 : 4 Pins
5
A : 10 Pins

Plating Option:

- 2 : 2u" Min. Gold on Contact Area
3 : 5u" Min. Gold on Contact Area
8 : 30u" Min. Gold on Contact Area



Recommended P.C.B. Layout
Layout Tolerance = ± 0.05 mm

Part No.	Dim.	Amount of Pins	Dim.A	Dim.B
TSB1-05240-02TX	4	4	12.05	7.50
TSB1-05250-02TX	5	5	14.55	10.00
TSB1-05260-02TX	6	6	17.05	12.50
TSB1-05270-02TX	7	7	19.55	15.00
TSB1-05280-02TX	8	8	22.05	17.50
TSB1-05290-02TX	9	9	24.55	20.00
TSB1-052A0-02TX	10	10	27.05	22.50

DIMENSION IN mm [inch]		All Connectors	Title		Scale: 4 : 1
Tolerance unless otherwise specified			2.5mm Pitch Battery Conn. Male Type		
X.	X.' ± 10'	<small>www.allconnectors.de Tel: 0049 733 7098200 70734 Tübingen - Germany</small> <small>info@allconnectors.de Fax: 0049 733 7098204 Kellernstr. 25</small>	Dwg No.	TSB1-052X0-02TX	Size: A 4
X.X ± 0.38	X.X' ± 5'		File No.	PO3015	Rev : B
X.XX ± 0.25	X.XX' ± 2'		Apprver:	Checker:	Drawer: Kelly
X.XXX ± 0.13	X.XXX' ±				11/09/2006
				Sheet: 1 / 1	WC00-4B