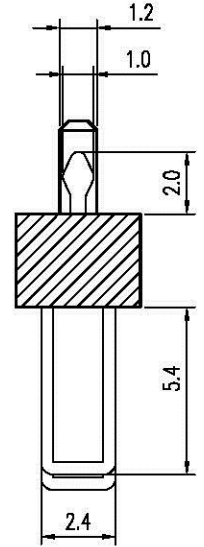
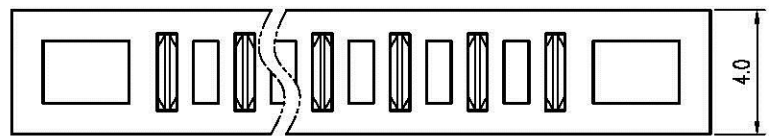
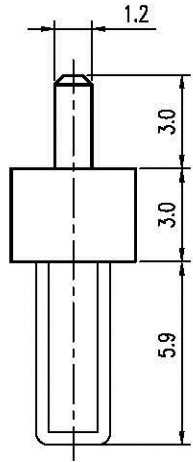
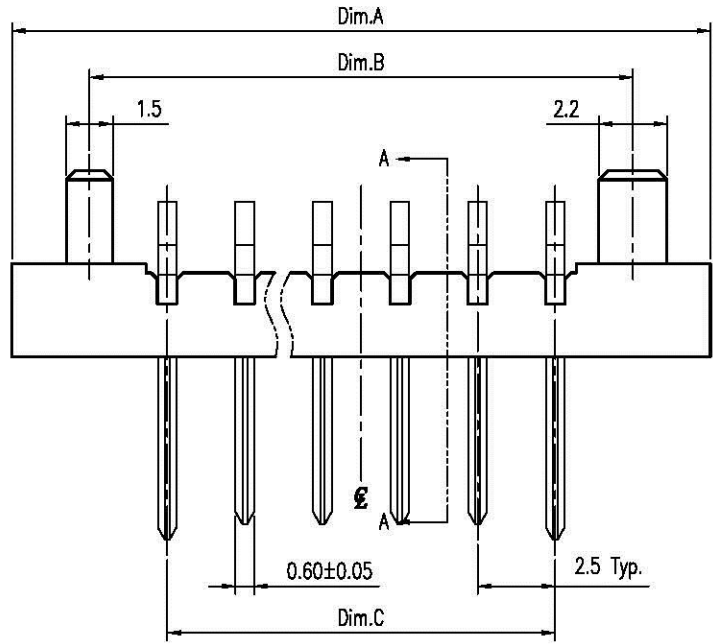
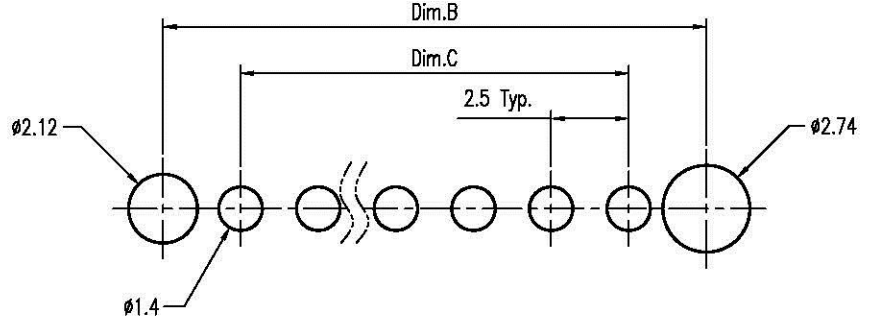


REV.	DESCRIPTION	ECN NO.	DATE	DRAWER
A	New Release		08/20/2008	Steven



- Notes:**
- Material :**  
 Housing : Thermoplastic, UL 94V-0  
 Terminal : Copper Alloy
  - Finish :**  
 Terminal : Selected Gold on Contact Area, G/F on Solder Tails, Both over 50u" Min. Ni Under-plated Overall
  - Order Information :**  
 TSB1-051 X 4-24T X
- Amount of Pins**
- 3 : 3 Pins
  - 4 : 4 Pins
  - 5 : 5 Pins
  - 6 : 6 Pins
  - 7 : 7 Pins
  - 8 : 8 Pins
  - 9 : 9 Pins
  - A : 10 Pins
  - z : z
  - B : 11 Pins
- Plating**
- 2 : 2u" Min. Gold on Contact Area
  - 3 : 5u" Min. Gold on Contact Area



**Recommended P.C.B. Layout**  
 Layout Tolerance = ± 0.05 mm

**Dimension Information:**

Part No.	Dim.	Amount of Pins	Dim.A	Dim.B	Dim.C
TSB1-05134-24TX	3	3	15.0	10.0	5.0
TSB1-05144-24TX	4	4	17.5	12.5	7.5
TSB1-05154-24TX	5	5	20.0	15.0	10.0
TSB1-05164-24TX	6	6	22.5	17.5	12.5
TSB1-05174-24TX	7	7	25.0	20.0	15.0
TSB1-05184-24TX	8	8	27.5	22.5	17.5
TSB1-05194-24TX	9	9	30.0	25.0	20.0
TSB1-051A4-24TX	10	z	32.5	27.5	22.5
TSB1-051B4-24TX	11	B	35.0	30.0	25.0

DIMENSION IN mm [inch] Tolerance unless otherwise specified X. ± 0.38 X.' ± 10" X.X ± 0.25 X.X' ± 5" X.XX ± 0.20 X.XX' ± 2" X.XXX ± X.XXX' ±		<b>Allconnectors</b> www.allconnectors.de Tel: 0049 711 9005503 70734 Filzstede - Germany		info@allconnectors.de Fax: 0049 711 9005504 Kettwegstr. 25		Title <b>2.5mm Pitch Battery Conn. Male Type</b> Dwg No. <b>TSB1-051X4-24TX</b> File No. <b>PO3015</b>		 Scale: <b>4 : 1</b> Size: <b>A 4</b> Rev : <b>A</b> Sheet: <b>1 / 1</b>	
<b>CUSTOMER DRAWING</b> Approver: _____				Checker: _____		Drawer: <b>Steven</b> <b>08/20/2008</b>			