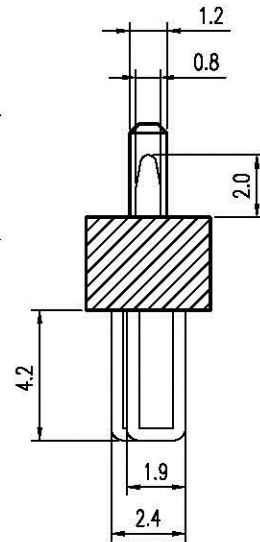
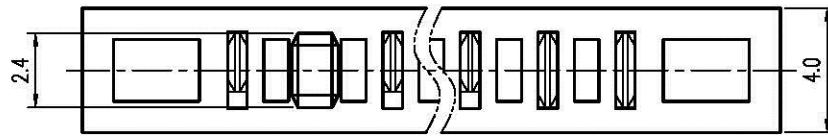
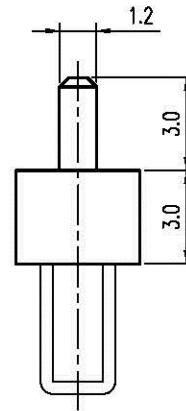
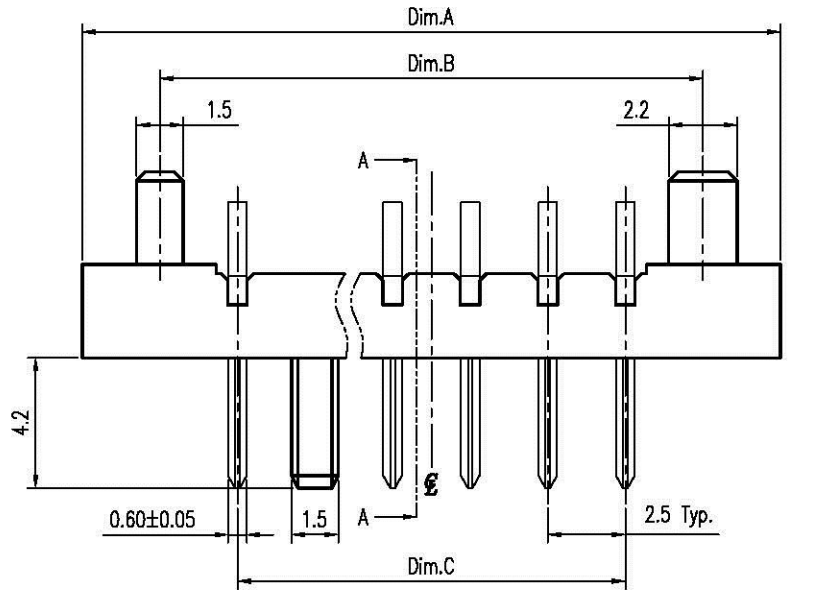
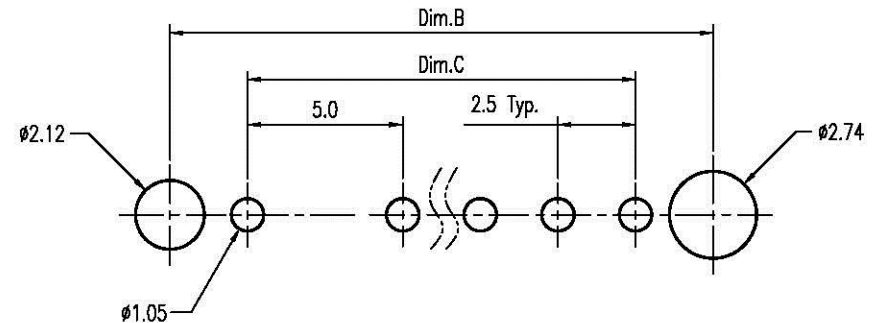


REV.	DESCRIPTION	ECN NO.	DATE	DRAWER
A	New Release		07/07/2003	David
B	Modified Part Number	EC0601025	01/10/2006	Edsem
C	Add Part Number	EC0602041	02/27/2006	Tom



Section A-A



Recommended P.C.B. Layout  
Layout Tolerance = ± 0.05 mm

- Notes:
- Material :  
Housing : Thermoplastic, UL 94V-0  
Terminal : Copper Alloy
  - Finish :  
Terminal : Selected Gold on Contact Area, 1u" Min. Gold on Solder Tails, Both over 50u" Min. Ni Under-plated Overall
  - Order Information :  
TSB1-051 X 2-10T X  
Amount of Pins  
3 : 3 Pins  
2 : 2  
9 : 9 Pins  
A : 10 Pins  
2 : 2  
B : 11 Pins  
Plating  
2 : 2u" Min. Gold on Contact Area  
3 : 5u" Min. Gold on Contact Area

Dimension Information:

Part No.	Dim.	Amount of Pins	Dim.A	Dim.B	Dim.C
TSB1-05132-10TX	3		17.5	12.5	7.5
TSB1-05142-10TX	4		20.0	15.0	10.0
TSB1-05152-10TX	5		22.5	17.5	12.5
TSB1-05162-10TX	6		25.0	20.0	15.0
TSB1-05172-10TX	7		27.5	22.5	17.5
TSB1-05182-10TX	8		30.0	25.0	20.0
TSB1-05192-10TX	9		32.5	27.5	22.5
TSB1-051A2-10TX	10		35.0	30.0	25.0
TSB1-051B2-10TX	11		37.5	32.5	27.5

DIMENSION IN mm [inch]	
Tolerance unless otherwise specified	
X. ± 0.38	X' ± 10'
X.X ± 0.25	X.X' ± 5'
X.XX ± 0.20	X.XX' ± 2'
X.XXX ±	X.XXX' ±

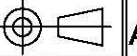
All Connectors

www.allconnectors.com  
1-800-541-4373  
10000 10th Street, Suite 100  
Dallas, TX 75243

Title 2.5mm Pitch Battery Conn.  
Male Type

Dwg No. TSB1-051X2-10TX

File No. PO2001



Scale: 4 : 1

Size: A 4

Rev : C

Sheet: 1 / 1

Approver:

Checker:

Drawer: Tom

02/27/2006