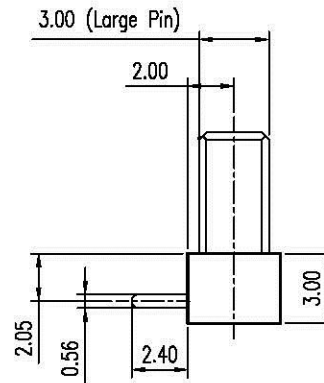
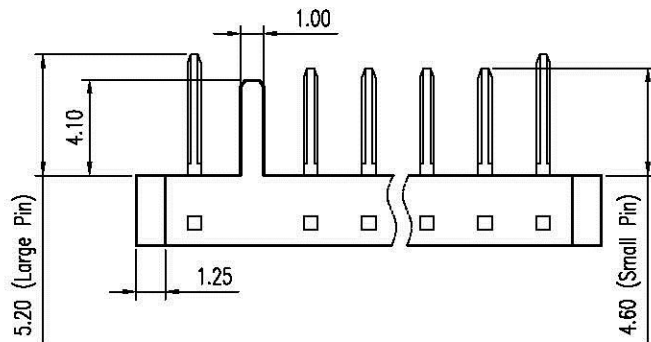
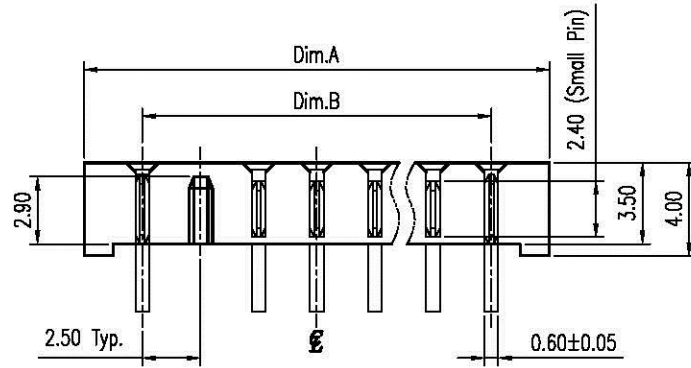


REV.	DESCRIPTION	ECN NO.	DATE	DRAWER
A	New Release		04/14/2007	Kelly
B	Add Plating Option Δ X1	EC0812024	12/10/2008	Hyde



Notes:

- Material :**
Housing : Thermoplastic UL 94V-0 , Black
Terminal : Copper Alloy
- Finish :**
Terminal : Selected Gold on Contact Area,
Gold Flash on Solder Tails, Both over 50u" Min.
Ni Under-plated Overall
- Order Information :**

T SB1-042 X 1-08T X
T : RoHS(for High Temperature)

Amount of Pins:

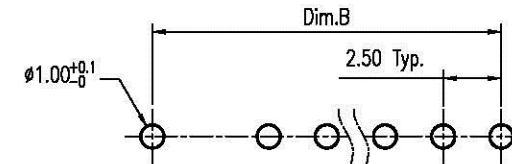
- 3 : 3 Pins
9 : 9 Pins
A : 10 Pins

Plating Option:

- 2 : 2u" Min. Gold on Contact Area
3 : 5u" Min. Gold on Contact Area
 Δ 8 : 30u" Min. Gold on Contact Area

Dimension Information:

Part No.	Dim.	Amount of Pins	Dim.A	Dim.B
TSB1-04231-08TX	3	3	12.50	7.50
TSB1-04241-08TX	4	4	15.00	10.00
TSB1-04251-08TX	5	5	17.50	12.50
TSB1-04261-08TX	6	6	20.00	15.00
TSB1-04271-08TX	7	7	22.50	17.50
TSB1-04281-08TX	8	8	25.00	20.00
TSB1-04291-08TX	9	9	27.50	22.50
TSB1-042A1-08TX	10	10	30.00	25.00



Recommended P.C.B. Layout
Layout Tolerance = ± 0.05 mm

DIMENSION IN mm [inch]	
Tolerance unless otherwise specified	
X. \pm	X.' $\pm 10'$
X.X ± 0.38	X.X' $\pm 5'$
X.XX ± 0.25	X.XX' $\pm 2'$
X.XXX ± 0.13	X.XXX' \pm

Allconnectors

www.allconnectors.de
info@allconnectors.de
Tel: 0049 711 2004-10
Fax: 0049 711 2004-20
20783 Eilbek, Germany

Title 2.5mm Pitch Battery Conn.
Male Type

Dwg No. TSB1-042X1-08TX

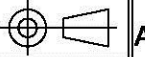
File No. P02028

Approver:

Checker:

Drawer: Hyde

12/10/2008



Scale: 3 : 1

Size: A 4

Rev : B

Sheet: 1 / 1