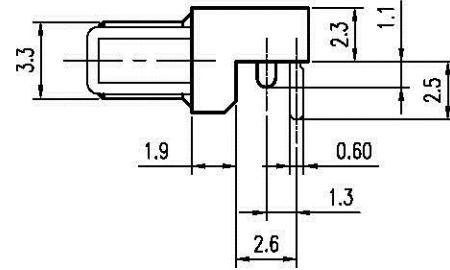
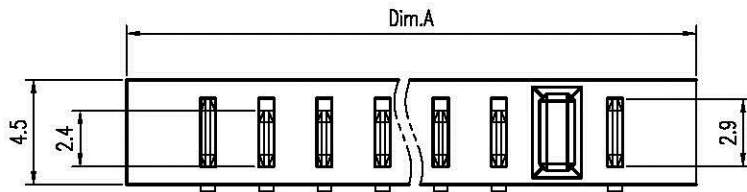
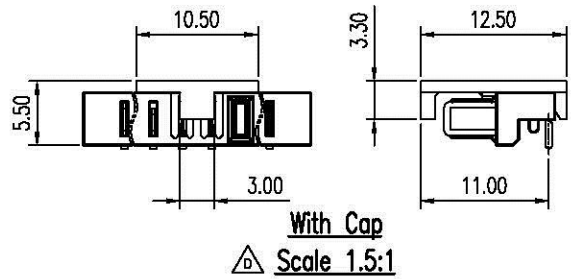
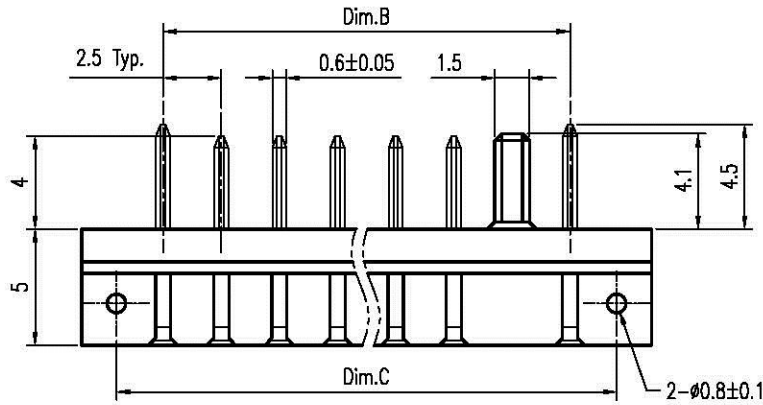


REV.	DESCRIPTION	ECN NO.	DATE	DRAWER
B	Modified by Customer Design	DECN051202	12/15/2005	Z.F.Y.
C	Add Plating Option $\triangle c$ x3	EC0907047	07/16/2009	Hyde
D	Add Packing $\triangle d$ x2	EC0908014	08/05/2009	Steven



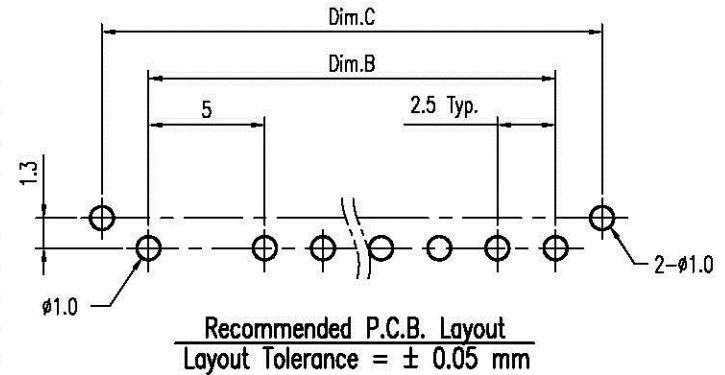
Notes :

- Material :**
Housing : Thermoplastic , UL 94V-0 Color : Black
Terminal : Copper Alloy
- Finish :**
Terminal : Selected Gold on Contact Area, Gold Flash on Solder Tails, Both over 50u" Min. Ni Under-plated Overall
- Order Information:**
T SB1-021 X 1-03 X X
T :RoHS (for High Temperature)
Amount of Pins
3 : 3 Pins
A : 10 Pins
 $\triangle d$ **Packing**
1 : Tube
2 : Reel + Cap (For TSB1-02151-032X)
 $\triangle c$ **Plating**
2 : 3u" Min. Gold on Contact Area
3 : 5u" Min. Gold on Contact Area



Dimension Information:

Part No.	Dim.	Dim.A	Dim.B	Dim.C
TSB1-02131-03XX	$\triangle c$	14.50	7.50	11.50
TSB1-02141-03XX		17.00	10.00	14.00
TSB1-02151-03XX		19.50	12.50	16.50
TSB1-02161-03XX		22.00	15.00	19.00
TSB1-02171-03XX		24.50	17.50	21.50
TSB1-02181-03XX		27.00	20.00	24.00
TSB1-02191-03XX		29.50	22.50	26.50
TSB1-021A1-03XX		32.00	25.00	29.00



DIMENSION IN mm [inch]

Tolerance unless otherwise specified			
X.	± --	X.'	± 10'
X.X	± 0.38	X.X'	± 5'
X.XX	± 0.25	X.XX'	± 2'
X.XXX	± 0.13	X.XXX'	±



www.allconnectors.de
Tel.: 0491 212 4025301
70794 Hildesheim Germany

Title **2.5mm Pitch Battery Conn. Male Type**

Dwg No. **TSB1-021X1-03XX $\triangle c$**

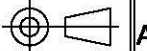
File No. **PO1002**

Approver:

Checker:

Drawer: **Steven**

08/05/2009



Scale: **3 : 1**

Size: **A 4**

Rev : **D**

Sheet: **1 / 1**