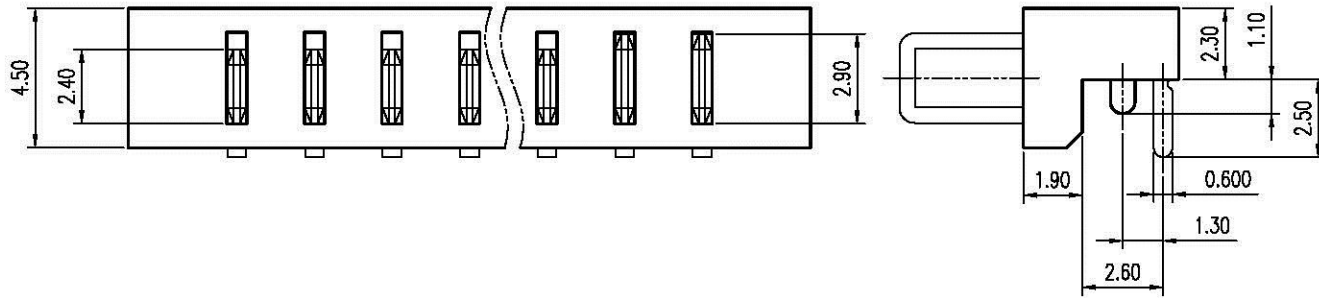


REV.	DESCRIPTION	ECN NO.	DATE	DRAWER
B	Modified by Customer Design	EC0404004	04/06/2004	Tommy
C	Modified by Customer Design	DECN051202	12/13/2005	Edsen
D	Add Plating Option $\Delta$ x3	EC0907047	07/16/2009	Hyde



**Notes:**

- Material :  
Housing : Thermoplastic UL 94V-0, Color: Black  
Terminal : Copper Alloy
- Finish :  
Terminal : Selected Gold on Contact Area,  
Gold Flash on Solder Tails, Both Over  
50u" Min. Ni Under-plated Overall
- Order Information :

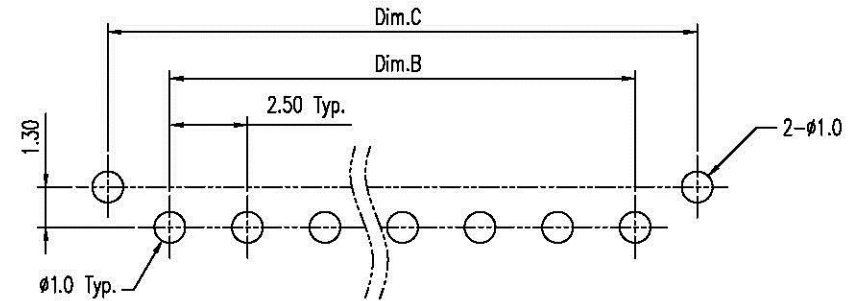
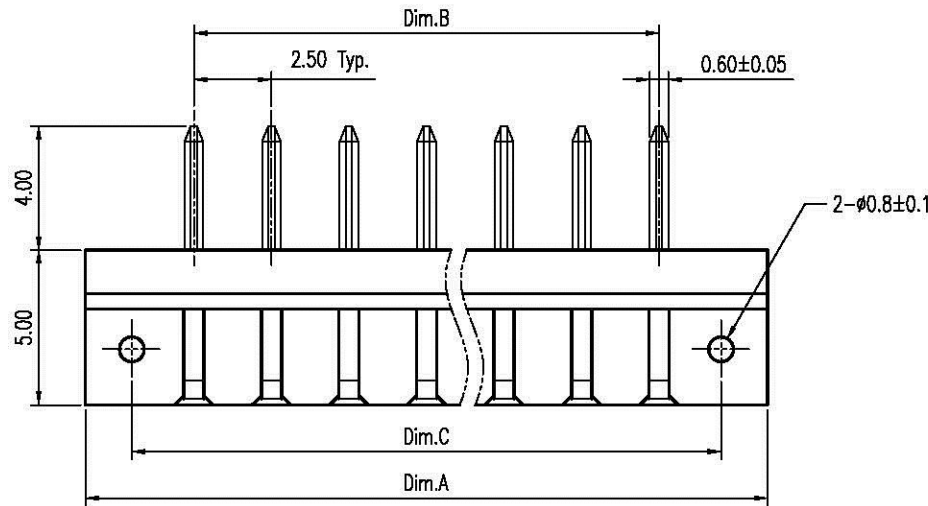
T SB1-021 X 0-01T X  
T: RoHS (for High Temperature)

**Amount of Pins**

3 : 3 Pins  
s  
A : 10 Pins

**$\Delta$  Plating Option:**

2 : 3u" Gold on Contact Area  
3 : 5u" Gold on Contact Area



**Recommended P.C.B. Layout**  
Layout Tolerance =  $\pm 0.05$  mm

Part No.	Dim.	Dim.A	Dim.B	Dim.C
TSB1-02130-01TX		12.00	5.00	9.00
TSB1-02140-01TX		14.50	7.50	11.50
TSB1-02150-01TX		17.00	10.00	14.00
TSB1-02160-01TX		19.50	12.50	16.50
TSB1-02170-01TX		22.00	15.00	19.00
TSB1-02180-01TX		24.50	17.50	21.50
TSB1-02190-01TX		27.00	20.00	24.00
TSB1-021A0-01TX		29.50	22.50	26.50

DIMENSION IN mm [inch]			
Tolerance unless otherwise specified			
X.	$\pm$ --	X.'	$\pm 10'$
X.X	$\pm 0.38$	X.X'	$\pm 5'$
X.XX	$\pm 0.25$	X.XX'	$\pm 2'$
X.XXX	$\pm 0.13$	X.XXX'	$\pm$

**All Connectors**

www.allconnectors.de  
Tel.: 0049 741 7009204  
Info@allconnectors.de  
Fax: 0049 741 7009204  
Kellernstr. 2b

**CUSTOMER DRAWING**

Approver:

Checker:

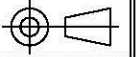
Drawer: **Hyde**

07/16/2009

Title **2.5mm Pitch Battery Conn. Male Type**

Dwg No. **TSB1-021X0-01TX $\Delta$**

File No. **N/A**



Scale: **4 : 1**

Size: **A 4**

Rev : **D**

Sheet: **1 / 1**