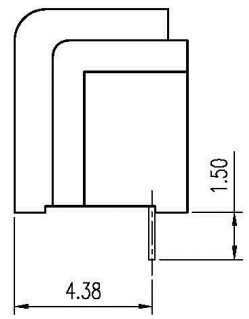
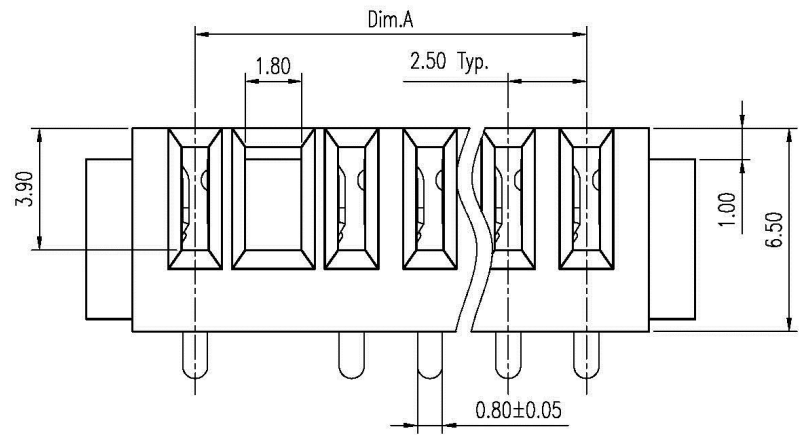
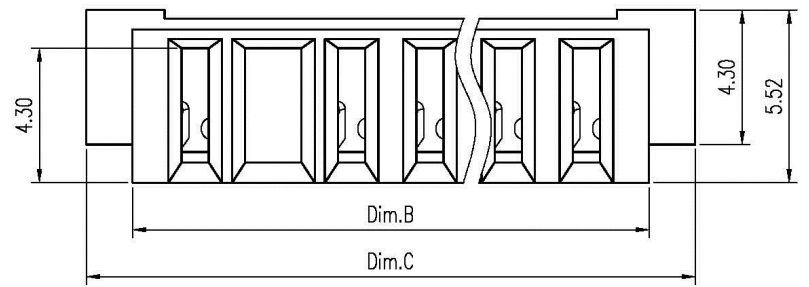


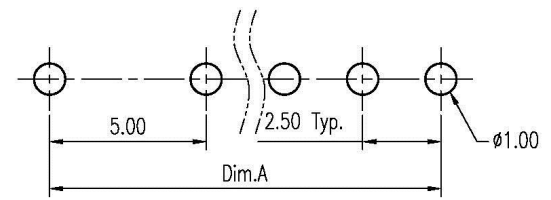
REV.	DESCRIPTION	ECN NO.	DATE	DRAWER
A	New Release		09/30/2006	Tom



Notes:

- Material :
Housing : Thermoplastic UL 94V-0
Terminal : Copper Alloy
- Finish :
Terminal : Selected Gold on Contact Area,
1u" Min. Gold on Solder Tails,
Both over 50u" Min. Ni Under-plated Overall
- Order Information :

T SB0-082 X F-00T X
 T: RoHS (for High Temperature)
 Amount of Pins
 3 : 3 Pins
 s
 A : 10 Pins
 Plating
 2 : 2u" Min. Gold on Contact Area
 3 : 5u" Min. Gold on Contact Area



Recommended P.C.B. Layout
 Layout Tolerance = ± 0.05 mm

Dimension Information:

Part No.	Dim.	Dim.A	Dim.B	Dim.C
TSB0-0823F-00TX		7.50	11.50	14.45
TSB0-0824F-00TX		10.00	14.00	16.95
TSB0-0825F-00TX		12.50	16.50	19.45
TSB0-0826F-00TX		15.00	19.00	21.95
TSB0-0827F-00TX		17.50	21.50	24.45
TSB0-0828F-00TX		20.00	24.00	26.95
TSB0-0829F-00TX		22.50	26.50	29.45
TSB0-082AF-00TX		25.00	29.00	31.95

DIMENSION IN mm [inch]	
Tolerance unless otherwise specified	
X.	X.* ± 10'
X.X ± 0.38	X.X* ± 5'
X.XX ± 0.25	X.XX* ± 2'
X.XXX ± 0.13	X.XXX* ±

Allconnectors
 www.allconnectors.de
 Tel.: 0049 711 7099503
 70794 Filderstadt, Germany
 info@allconnectors.de
 Fax: 0049 711 7099504
 Kallmannstr. 45

CUSTOMER DRAWING
 Approver: _____
 Checker: _____

Title 2.5mm Pitch Battery Conn.
 Female Type
 Dwg No. TSB0-082XF-00TX
 File No. N/A
 Drawer: Tom
 09/30/2006

	Scale: 4 : 1
	Size: A 4
	Rev : A
	Sheet: 1 / 1