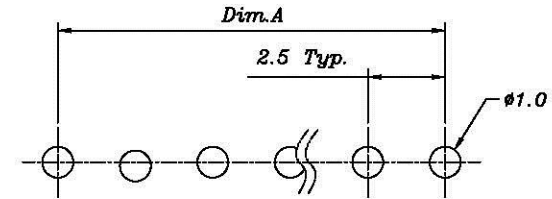
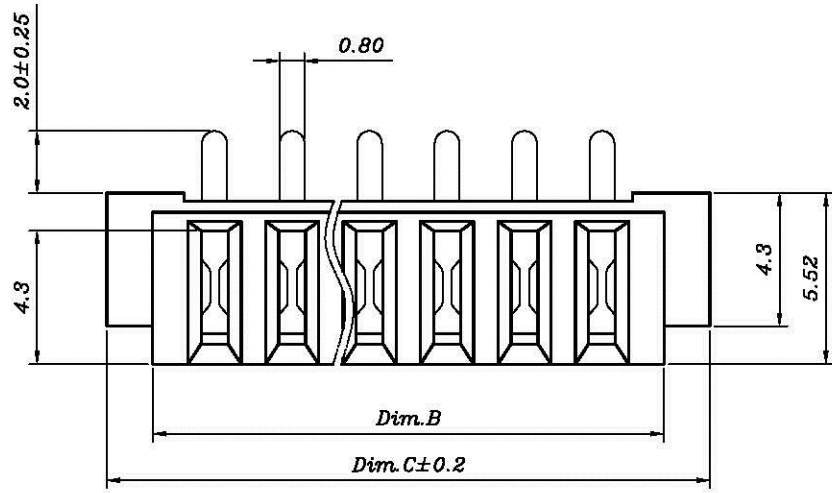
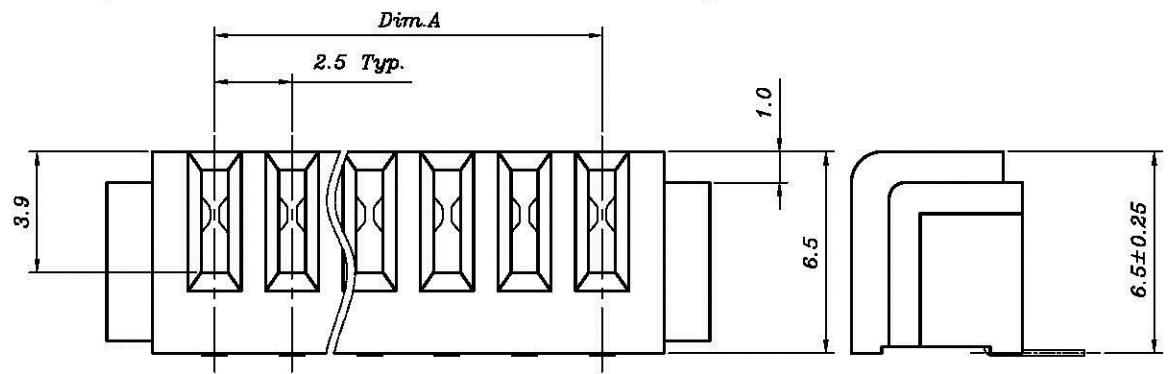


1 2 3 4 5 6 7

REV	MODIFICATION	DATE	DRAW	APPROVE
A	New Release	11/30/2004	Kelly	Rich
B	EC0603004	03/09/2005	Tom	Giordano
C	EC0504030	04/22/2005	Tom	Giordano

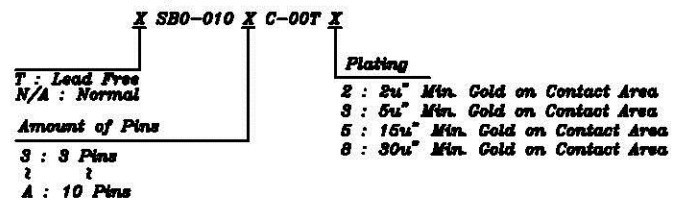


Recommended P.C.B. Layout
Layout Tolerance = ± 0.05 mm



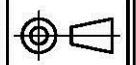
- Notes :**
- Material :**
 Housing : Thermoplastic , UL 94V-0
 Terminal : Copper Alloy
 - Finish :**
 Terminal : Selected Gold on Contact Area, Gold Flash on Solder Tails, Both Over 50µ" Min. Ni Under-plated Overall

3. Order Information :



Part No.	Dim.	Dim.A	Dim.B	Dim.C
XSB0-0103C-00TX		5.0	9.0	11.95
XSB0-0104C-00TX		7.5	11.5	14.45
XSB0-0105C-00TX		10.0	14.0	16.95
XSB0-0106C-00TX		12.5	16.5	19.45
XSB0-0107C-00TX		15.0	19.0	21.95
XSB0-0108C-00TX		17.5	21.5	24.45
XSB0-0109C-00TX		20.0	24.0	26.95
XSB0-010AC-00TX		22.5	26.5	29.45

DIMENSION IN mm [inch]		All connectors		Title	
Tolerance unless otherwise specified		www.allconnectors.com Tel: 0049 711 7065018 70731 Fildestadt - Germany		2.5mm Pitch Battery Conn. Female Type	
X.	± 0.38	X'	± 10'	Dwg No.	OSB0-0100C-00T0
X.X	± 0.20	X.X'	± 5'	File No.	N/A
X.XX	± 0.13	X.XX'	± 2'	Approve:	Check:
X.XXX	±			Draw:	Tom
					04/22/2005



Scale: 4 : 1
 Size: A4
 Rev : C
 Sheet: 1 / 1

1 2 3 4 5 6 7 WC00-4A