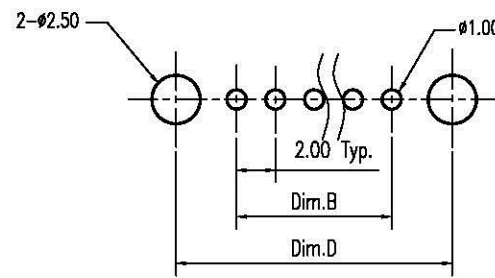
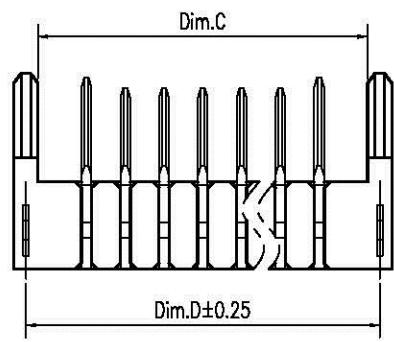
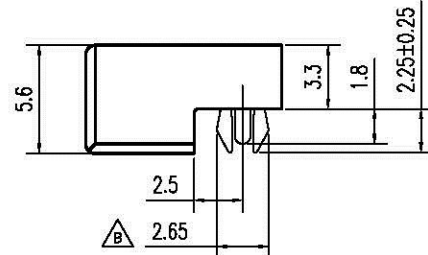
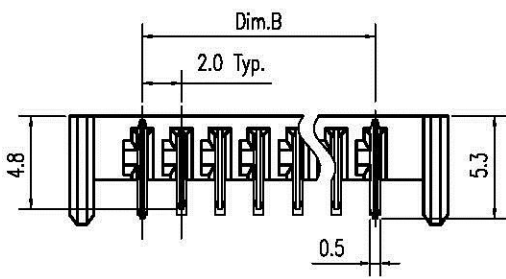
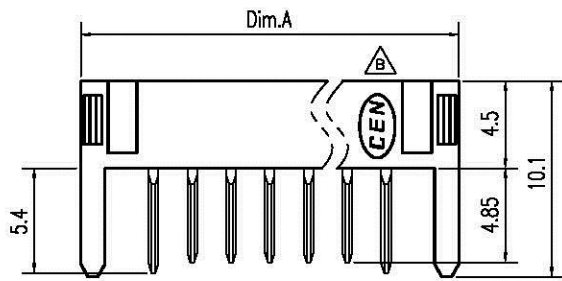


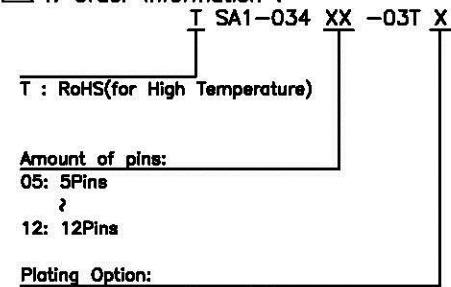
REV.	DESCRIPTION	ECN NO.	DATE	DRAWER
A	New Release		08/02/2005	Edsen
B	Modified $\triangle$ B X4	EC0809059	09/24/2008	Hyde



Recommended P.C.B. Layout  
Layout Tolerance = ±0.05mm

Notes:

- Material :  
Housing : Thermoplastic UL 94V-0 Black  
Terminal : Copper Alloy  
Forklock : Copper Alloy
- Finish :  
Terminal : Selected Gold on Contact Area  
Goldflash on Solder Tail  
Both Over 40u" Min. Ni Under-plated Overall  
Forklock : Goldflash or 80u" Min. Tin  
Both Over 40u" Min. Ni Under-plated Overall
- Recommended P.C.B thickness = 1.2 ± 0.1 mm
- Order Information :



Amount of pins:

- 05: 5Pins
- ?
- 12: 12Pins

Plating Option:

- B : 2u" Gold on Contact Area
- C : 5u" Gold on Contact Area
- 2 : 2u" Gold on Contact Area, Solder Tail Goldflash
- 3 : 5u" Gold on Contact Area, Solder Tail Goldflash

$\triangle$ B Dimension Information:

Part No.	Dim.	Dim.A	Dim.B	Dim.C	Dim.D
TSA1-03405-03TX	15.5	8.0	13.0	14.25	
TSA1-03406-03TX	17.5	10.0	15.0	16.25	
TSA1-03407-03TX	19.5	12.0	17.0	18.25	
TSA1-03408-03TX	21.5	14.0	19.0	20.25	
TSA1-03409-03TX	23.5	16.0	21.0	22.25	
TSA1-03410-03TX	25.5	18.0	23.0	24.25	
TSA1-03411-03TX	27.5	20.0	25.0	26.25	
TSA1-03412-03TX	29.5	22.0	27.0	28.25	

DIMENSION IN mm [inch]	
Tolerance unless otherwise specified	
X. ± 0.38	X.' ± 10'
X.X ± 0.25	X.X' ± 5'
X.XX ± 0.13	X.XX' ± 2'
X.XXX ±	X.XXX' ±

**Allconnectors**  
www.allconnectors.de  
Tel: 069 97 711 2300/31  
70794 Filderstadt - Germany

Info@allconnectors.de  
Tel: 069 97 711 2300/34  
info@allconnectors.de

**CUSTOMER DRAWING**

Approver: \_\_\_\_\_  
Checker: \_\_\_\_\_

Title	2.0mm Pitch Battery Conn. Male Type
Dwg No.	TSA1-034XX-03TX $\triangle$ B
File No.	N/A
Drawer:	Hyde
Date:	09/24/2008

