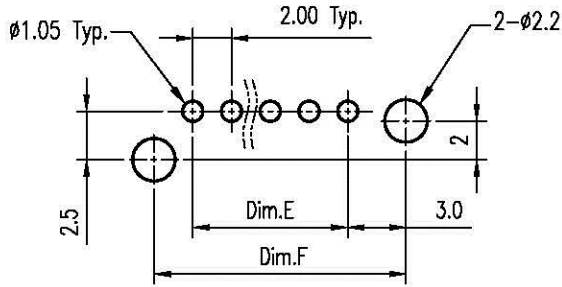
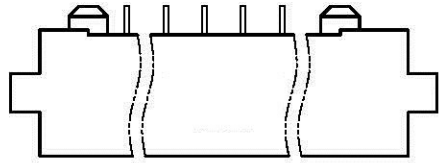


REV.	DESCRIPTION	ECN NO.	DATE	DRAWER
A	New Released		05/02/2008	Merll
B	ADD 5PIN \triangle_B x2	EC0902016	02/09/2009	Merll
C	ADD Packing Option \triangle_C x1	EC1003074	03/29/2010	Hyde



Notes:

- Material :
Housing : Thermoplastic UL 94V-0, Black
Terminal : Copper Alloy
- Finish :
Terminal : Selected Gold on Contact Area, G/F on Solder Tails, Both over 40u" Min. Ni Under-plated Overall
- Order Information :

T SA0-066 XX -01 X X

T : RoHS (for High Temperature)

\triangle_B Amount of Pins:

- 05 : 5 Pins
- 10 : 10 Pins
- A0 : 11 Pins
- B0 : 12 Pins

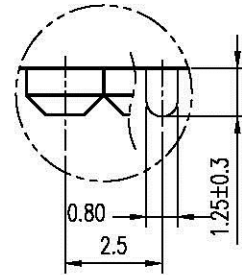
\triangle_C Packing Option:

- T: Tube
- 1: Tube + Cap
- 2: Reel + Cap (only for 5Pins)

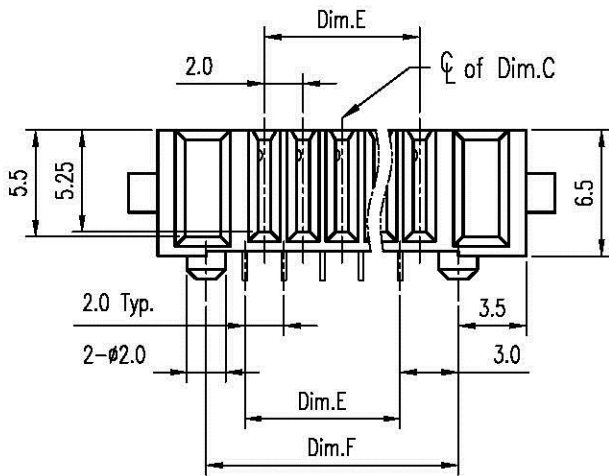
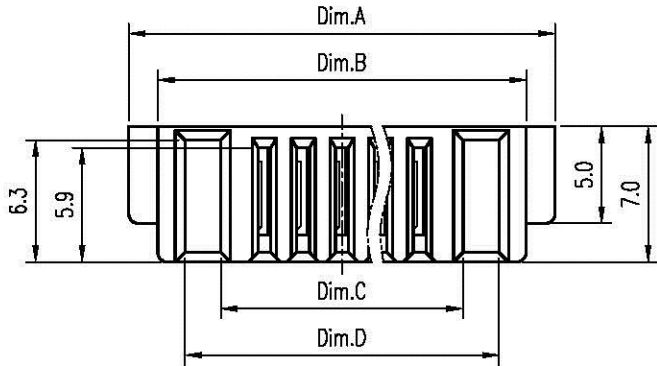
Plating

- 2 : 2u" Min. Gold on Contact Area
- 3 : 5u" Min. Gold on Contact Area
- 4 : 10u" Min. Gold on Contact Area
- 8 : 30u" Min. Gold on Contact Area

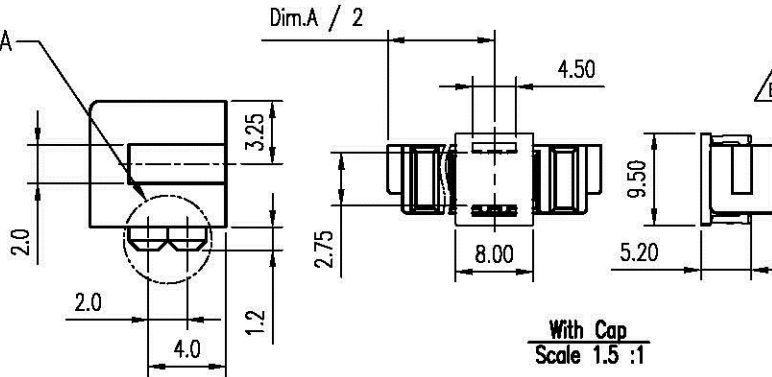
Recommended P.C.B. Layout
Layout Tolerance = ± 0.05 mm



Detail A
Scale 5:1



Detail A



With Cap
Scale 1.5 : 1

Dimension Information:

Part No.	Dim.	Dim.A	Dim.B	Dim.C	Dim.D	Dim.E	Dim.F
TSA0-06605-01XX	\triangle_B	22.0	19.0	12.5	16.2	8.0	13.0
TSA0-06606-01XX		24.0	21.0	14.5	18.2	10.0	15.0
TSA0-06607-01XX		26.0	23.0	16.5	20.2	12.0	17.0
TSA0-06608-01XX		28.0	25.0	18.5	22.2	14.0	19.0
TSA0-06609-01XX		30.0	27.0	20.5	24.2	16.0	21.0
TSA0-06610-01XX		32.0	29.0	22.5	26.2	18.0	23.0
TSA0-066A0-01XX		34.0	31.0	24.5	28.2	20.0	25.0
TSA0-066B0-01XX		36.0	33.0	26.5	30.2	22.0	27.0

DIMENSION IN mm [inch]	
Tolerance unless otherwise specified	
X. ± 0.38	X.' $\pm 10'$
X.X ± 0.25	X.X' $\pm 5'$
X.XX ± 0.13	X.XX' $\pm 2'$
X.XXX \pm	X.XXX' \pm

Allconnectors

www.allconnectors.de
Info@allconnectors.de
Fax: 0049 913 7009605
70791 Ellersriedt - Germany
Kettnerstr. 25

Title	2.0 mm Battery Conn. Female Type	
Dwg No.	TSA0-066XX-01XX	Scale: 2.5 : 1
File No.	PO2015	Size: A 4
Appraver:	Checker:	Rev : C
Drawer: Hyde		Sheet: 1 / 1
03/29/2010		